Recommended by installers
Warmth in thousands of homes

KOSPEL



Product Catalog 2026/3

www.kospelglobal.com

KOSPEL
since 1990

Leader in Heating Solutions for over **35 years**

35 over **years** of experience

4 million devices

55 devices across the world

Since 1990, we have been investing in modern technologies and proprietary solutions, gaining the position of one of the leading manufacturers of electric heating devices in Europe.

We have three production plants, including the newest one with an advanced, fully automated production line, and our products are available in 55 countries.

We offer integrated systems, ensuring excellent quality of devices. We specialize in providing heating solutions, including DHW cylinders, central heating buffer tanks, heat pumps, electric water heaters, and central heating boilers.

We distinguish ourselves through the uniqueness of our products and services as well as customer care. Thanks to flexibility and the ability to adapt, we quickly respond to changing market needs.



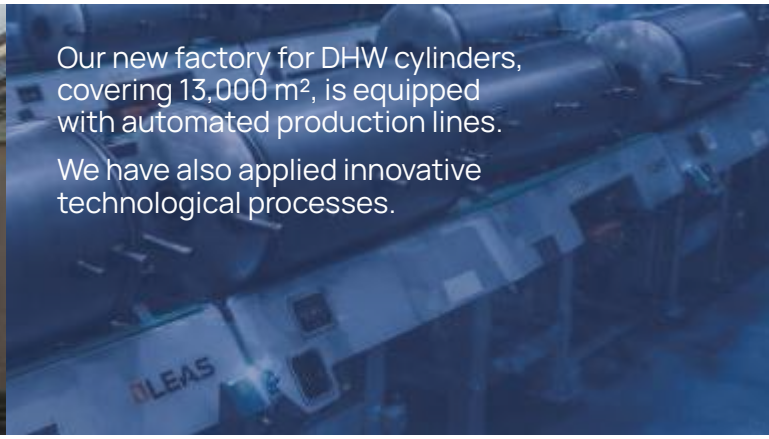

Our new factory for DHW cylinders, covering 13,000 m², is equipped with automated production lines.

We have also applied innovative technological processes.



Production of Electrical Devices

We specialize in the production of electric water heaters, heat pumps, and central heating boilers.

Each product is carefully designed to ensure ease of installation, efficiency, and reliability for the user.



Research and Development Centers

Offices located in Koszalin and Krakow were created with the development of projects and conducting advanced tests in mind, which are key to developing innovative solutions.

Training Center

A space for learning and exchanging experiences located in Koszalin.

Specialist courses, practical workshops, as well as demonstrations and presentations of the latest engineering achievements.



Modern Warehouse Facilities

A facility with an area of nearly 6,000 m², located in the Panattoni complex in Koszalin.

Applied logistical solutions ensure effective inventory management, which translates into process optimization and faster order fulfillment time for our Customers.



KOSPEL

Automated KOSPEL factory of DHW cylinders in Koszalin

10 thousand **units** per month

100% **quality** tests

8 year warranty

The new KOSPEL factory in Koszalin was designed as an automated, integrated production system.

Goal: maximum repeatability, quality control at every stage and high efficiency.



KOSPEL



Automatic coil winding

Production begins with a robotic coil forming line.

Industrial robots perform winding at a speed of up to 43 m/min while maintaining full repeatability and precision of execution.



Automatic welding

The welding process is automated, starting from shell rolling through longitudinal and circumferential welding.

Each unit is subject to quality and leak control.



Automatic enamelling

A modern, automated enamelling line ensures precise coating of each cylinder with an optimally selected layer of enamel.

It guarantees effective protection and reliable long-term operation.

Closed water cycle system

An integral element of the factory is its own wastewater treatment plant operating in a closed water cycle system.

100% of wastewater is treated, and **98% of the water** returns to the production cycle.



Table of Contents



Heat Pumps

Pages 8-18



Electric Central Heating Boilers

Pages 20-30



DHW cylinders and Central Heating Buffers

Pages 32-44

Electric Water Heaters

Pages 46-55



Kospel Heat Pumps

We are proud to present a complete heating system with a Kospel brand heat pump, which was created based on our many years of experience in the heating industry.

Thanks to our system, equipped with an inverter monoblock heat pump, a domestic hot water cylinder, and a central heating buffer tank, as users we can enjoy optimal thermal comfort in our home!

In our offer, you will find devices with a wide range of heating power up to 23kW (A7, W35) as well as cylinders tailored to the needs of every household.

All that remains is to enjoy the convenience provided by the heating system with a Kospel brand heat pump!




KOSPEL
KOSPEL
KOSPEL

Inverter monoblock heat pumps

system EVI max 60°C

EVI system (max 60°C): The EVI injection system ensures high operating efficiency and water temperature up to 60°C.

+43°C
-25°C

Wide operating range: Operation at outdoor air temperatures from -25°C to +43°C.

Anti-Frost system: Protects against condensate freezing.

refrigerant R32

Eco-friendly refrigerant

Certification: Heat Pump Keymark



HPMO2-9

3,8-12,5 kW (A7/W35) Stepless power modulation

From 47 dB(A) 1 meter Noise level

To 4,75 COP (A7/W35) High efficiency

	Dimensions HxWxD (mm)
HPMO2-9	928x1280x460



HPMO2-16/23

7,0-23,0 kW (A7/W35) Stepless power modulation

From 51 dB(A) 1 meter Noise level

To 4,76 COP (A7/W35) High efficiency

	Dimensions HxWxD (mm)
HPMO2-16/23	1329x1240x495

Possibility **of remote control** of the heat pump

By using the C.MI2 module, you gain full control over the operation of the device; you will be able to change settings and adjust parameters using a smartphone. You will also perform service diagnostics of the device remotely.



Internet module C.MI2 (optional equipment)

KOSPEL SAFE

"KOSPEL SAFE" warranty care

- up to 5 years of warranty for HPMO2 heat pumps

Indoor units

Weather control

Control
of 2 heating circuits
+ hot water circuit.

3/6/9 kW *
Electric
heating unit
with automatic
power modulation

Hydraulic group

Cooling function



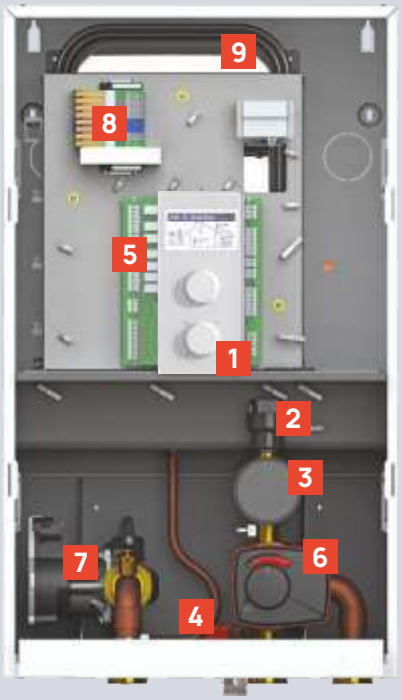

Optional **
Possibility to connect
an external UPS- freeze
protection freezing

HPMI2

Central heating unit with weather control, equipped with hydraulic group and electric heating unit.

	dimensions HxWxD (mm)
HPMI2	717x416x323

HPMD ALL in 1

Central heating unit with weather control, equipped with a hydraulic group with an electric heating unit, hot water tank and central heating buffer.

	dimensions HxWxD (mm)
HPMD	1678x690x851

Legenda (HPMD/HPMI2)

1. control panel
2. automatic air vent
3. electric heating unit
4. safety vavel
5. device controller
6. three-way valve
7. circulation pump
8. electric connections
9. diaphragm vessel (HPMI2)
10. pollution separator (HPMD)
11. **hot water storage tank. 250 liters** (HPMD)
    - the amount of hot water optimal for 3-5 people
    - electronic anode (titanium)
12. **central heating buffer tank. 60 liters** (HPMD)
    - supports heat pump defrosting and heating
    - the separator prevents mixing of the hot water feeding the central heating system with the cool water returning to the buffer space cooling

* 3/6 kW - HPMI2-8; HPMD-8 i HPMI2-12; HPMD-12; 3/6/9 kW - HPMI2-16; HPMD-16; HPMD-6
** refers to HPMD-8; HPMD-12; HPMD-16

HPM2.C sets

System consisting of **HPMO2** heat pump and a **3in1** type **HPMD** indoor unit for installation in new and renovated buildings.

A+++ 35°C
A++ 55°C

KOSPEL SAFE 5 years warranty

Set with monobloc heat pump

HPM2.C-9



Set with monobloc heat pump

HPM2.C-16.1



Technical data

Product code	Set components	Maximum heating power (kW)*	Cop maximum*	Electricity efficiency class*	Pressure level -Q2 / power factor sound power dB(A)*	Electric unit heating	Power supply	Rated current of the overcurrent circuit breaker	Minimum cross-sectional area of the supply cable
HPM2.C-9	HPMO2-9 HPMD-9	12,5 (A+7/W35) 11,3 (A+2/W35) 9,2 (A-7/W35)	4,75 (A+7/W35) 3,94 (A+2/W35) 3,37 (A-7/W35)	A+++ (W35) A++ (W55)	47 from dist.1m / 55	6kW	400V 3N~ / 230 V~	3x25A / 50A	5x2,5mm^2 / 3x6mm^2
HPM2.C-16.1.PL	HPMO2-16/23 HPMD-16	23,0 (A+7/W35) 20,5 (A+2/W35) 17,1 (A-7/W35)	4,76 (A+7/W35) 4,02 (A+2/W35) 3,47 (A-7/W35)		51 from dist.1m / 59	9kW	400 V 3N~	3x32A	5x2,5mm^2

HPM2.C packages also include:
- 2 heating circuit sensors WE-019/05
- WE-027 outdoor temperature sensor
- room temperature sensor WE-033/02

* HPMO2 heat pump specifications

Heat pump accessories

Product code	Photo	Description
C.MI2.PL_internet module		The C.MI2 internet module allows remote control of heat pump operation via the internet using a computer, tablet or smartphone. Control takes place through a dedicated application (Android/IOS) or web browser, providing easy and intuitive operation and use of all advanced features of the device controller
HP.FF.PL		Vibration isolation stand for heat pump 600x190x200 (2 pcs included)
WE-019/05		Temperature sensor for heating circuits
HP.HS.24		24V humidity switch to protect against moisture buildup - recommended for building cooling

Schematic diagram

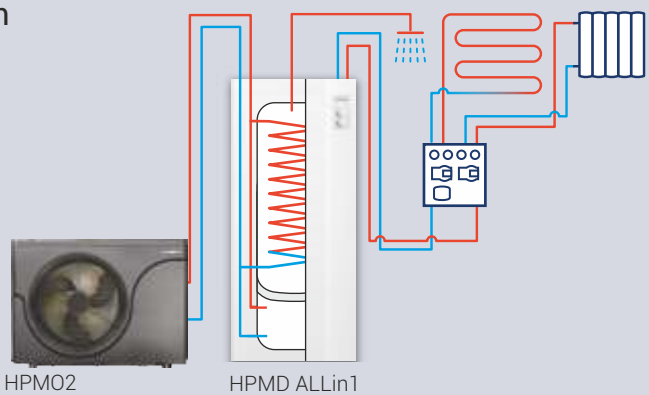

HPMO2 HPMD ALLin1

HPM2.Z sets

Integrated package consisting of **HPMO2** heat pump and **HPMI2** indoor unit for installation in new and retrofit homes.

A+++ 35°C
A++ 55°C

KOSPEL SAFE 5 years warranty

Heat pump packages monoblock type
HPM2.Z-9



Heat pump packages monoblock type
HPM2.Z-16/23



Technical data

Product code	Set components	Maximum heating power (kW)*	Cop maximum*	Electricity efficiency class*	Pressure level -Q2 / power factor sound power dB(A)*	Electric unit heating	Power supply	Rated current of the overcurrent circuit breaker	Minimum cross-sectional area of the supply cable
HPM2.Z-9	HPMO2-9 HPMI2-9	12,5 (A+7/W35) 11,3 (A+2/W35) 9,2 (A-7/W35)	4,75 (A+7/W35) 3,94 (A+2/W35) 3,37 (A-7/W35)	A+++ (W35) A++ (W55)	47 from dist.1m / 55	6kW	400V 3N~ / 230 V~	3x25A / 50A	5x2,5mm^2 / 3x6mm^2
HPM2.Z-16/23	HPMO2-16/23 HPMI2-16	23,0 (A+7/W35) 20,5 (A+2/W35) 17,1 (A-7/W35)	4,76 (A+7/W35) 4,02 (A+2/W35) 3,47 (A-7/W35)		51 from dist.1m / 59	9kW	400 V 3N~	3x32A	5x2,5mm^2

HPM2.Z packages also include:
- WE-019/01 storage tank sensor
- 2 heating circuit sensors WE-019/05
- WE-027 outdoor temperature sensor
- room temperature sensor WE-033/02

* HPMO2 heat pump specifications

Heat pump accessories

Product code	Photo	Description
C.MI2.PL_internet module		The C.MI2 internet module allows remote control of heat pump operation via the internet using a computer, tablet or smartphone. Control takes place through a dedicated application (Android/IOS) or web browser, providing easy and intuitive operation and use of all advanced features of the device controller
HP.FF.PL		Vibration isolation stand for heat pump 600x190x200 (2 pcs included)
WE-019/01		Temperature sensor for storage tank / buffer tank
WE-019/05		Temperature sensor for heating circuits
HP.HS.24		24V humidity switch to protect against moisture buildup - recommended for building cooling

Schematic diagram



HPM sets

A system consisting of the **HPMO-6** heat pump and the **HPMD-6** or **EKHP** indoor unit for installation in new and modernized houses.

A+ 35°C
A+ 55°C

KOSPEL SAFE 5 years warranty

Heat pump packages monoblock type
HPM.C-6



Heat pump packages monoblock type
HPM.Z-6



Technical data

Product code	Set components	Maximum heating power (kW)*	Cop maximum*	Electricity efficiency class*	Pressure level - Q2 / power factor sound power dB (A)*
HPM.C-6	HPMO-6 HPMD-6	9,1 (A+7/W35) 8,1 (A+2/W35) 5,5 (A-7/W35)	4,1 (A+7/W35) 3,2 (A+2/W35) 2,4 (A-7/W35)	A+	58 from dist. 1 m. / 66
HPM.Z-6	HPMO-6 EKHP-6				

HPM.C packages also include:
- 2 heating circuit sensors WE-019/05
- WE-027 outdoor temperature sensor
- room temperature sensor WE-033/02

HPM.Z packages also include:
- WE-019/01 storage tank sensor
- 2 heating circuit sensors WE-019/05
- WE-027 outdoor temperature sensor
- room temperature sensor WE-033/02

* HPMO-6 heat pump specifications

Heat pump accessories

Product code	Photo	Description
C.MI2.PL_internet module		The C.MI2 internet module allows remote control of heat pump operation via the internet using a computer, tablet or smartphone. Control takes place through a dedicated application (Android/IOS) or web browser, providing easy and intuitive operation and use of all advanced features of the device controller
HP.FF.PL		Vibration isolation stand for heat pump 600x190x200 (2 pcs included)
WE-019/05		Temperature sensor for heating circuits

Schematic diagram

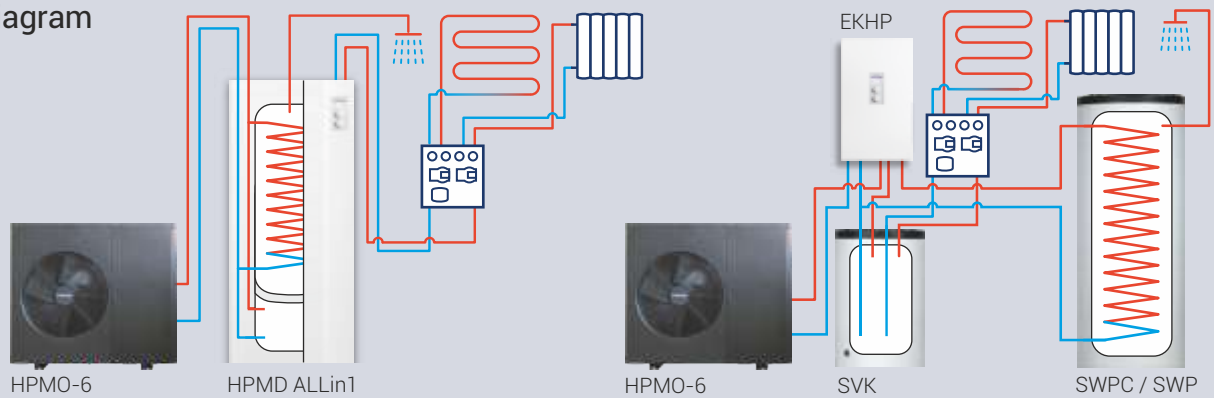

HPSW2-250



Key advantages

Energy-efficient operation
- highest efficiency class on a scale of A+ to F

Easy installation in low rooms
- height of only 1.7m

Quiet operation
- compressor and fan are enclosed in a leak proof case
- noise level has been reduced to a minimum

Microchannel condenser - an efficient and environmentally friendly solution
- large heat exchange surface and heating water with maximum efficiency
- requires small amounts of refrigerant, which is important for protection of the environment

Advanced control
- water temperature and operating time programming with the control panel
- control of the DHW circulation pump
- economy mode: only the compressor is activated, and if necessary, the boiler or immersion heater is activated afterwards
- turbo mode: rapid heating of water using all heat sources

Universal installation
- HPSW2 pump allows to change the location of the connections
- connections can be directed to the rear or side of the unit, to the right or to the left side

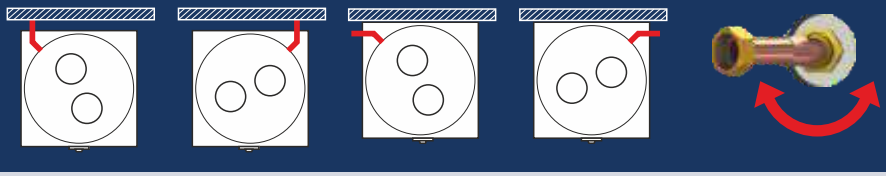

Pump with 250 l storage cylinder ideal for a household. In addition, it allows heating water by a built-in coil or electric heater.

Dimensions

Control water temperature	°C	30-60 /70*
Minimum air temperature	°C	5
Air flow	m^3/h	300
Rated pressure (cylinder/coil)	MPa	0,6/1,0
Max. length of air pipes (inlet + outlet, with diameter DN 160)	m	10
Level of accoustic pressure (noise)	[dB]	49
Level of accoustic power	[dB]	59

* by thermal disinfection

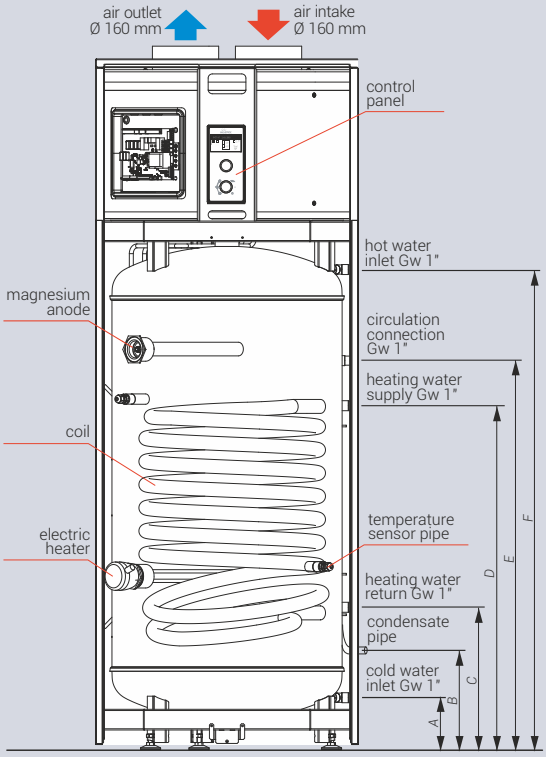

	A (mm)	B (mm)	C (mm)	D (mm)	E (mm)	F (mm)	dimensions (HxWxD)
HPSW2-250	125,8	229,3	332,5	831,5	932,5	1160	1669x627x670

Additional equipment

Product code	Photo	Description
C.MI2		The C.MI2 internet module enables remote control of pump operation via the internet using a computer, tablet, or smartphone. Control is facilitated through a dedicated application (Android/iOS) or a web browser, ensuring easy and intuitive operation while leveraging all advanced features of the device controller.

Technical data

Product code	Rated power pump/pump + immersion heater (kW)	COP coefficient (in acc with PN-EN 16147)	Max. power consumption pump/ pump + immersion heater (kW)	Anode type	Capacity of hot water tank (l)	coil's heating surface area (m^2)
HPSW2-250	1,6 / 3,6	4,06 (A20/W15-45) 3,63 (A20/W10-55) 3,60 (A15/W15-45) 3,22 (A15/W10-55)	0,6 / 2,6	AMW.M8.450	250	1,2

Electric boilers

Did you know that electric heating is becoming increasingly popular? Modern technology, efficiency and maintenance-free operation make electric boilers are an excellent alternative to other types of appliances.

Furthermore, if you use renewable energy sources in the form of solar panels, your home can be heated in an economical way.



Modern electric heating

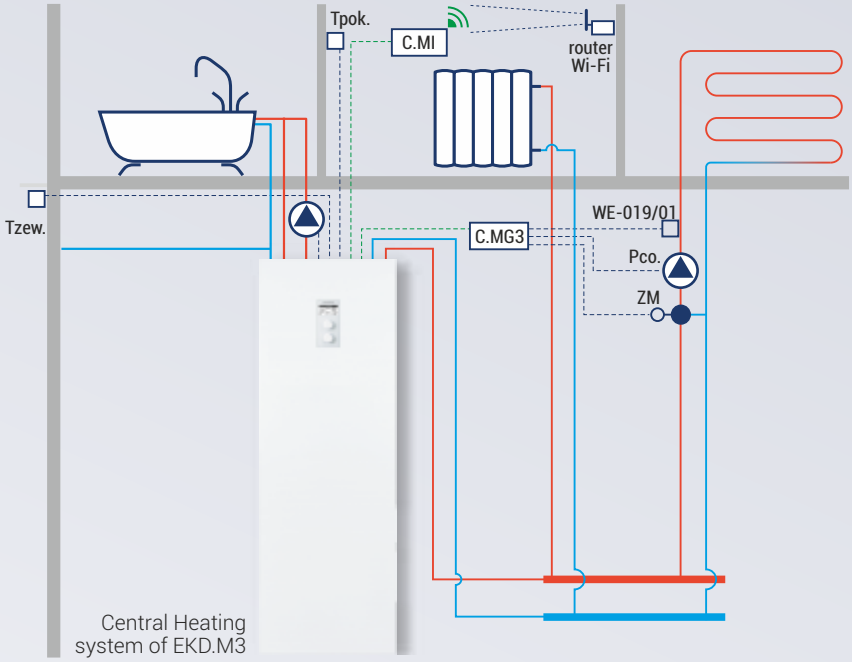

The diagram shows EKD.M3 in Central Heating system. The boiler also controls the circulation pump.

Free energy from PV installation

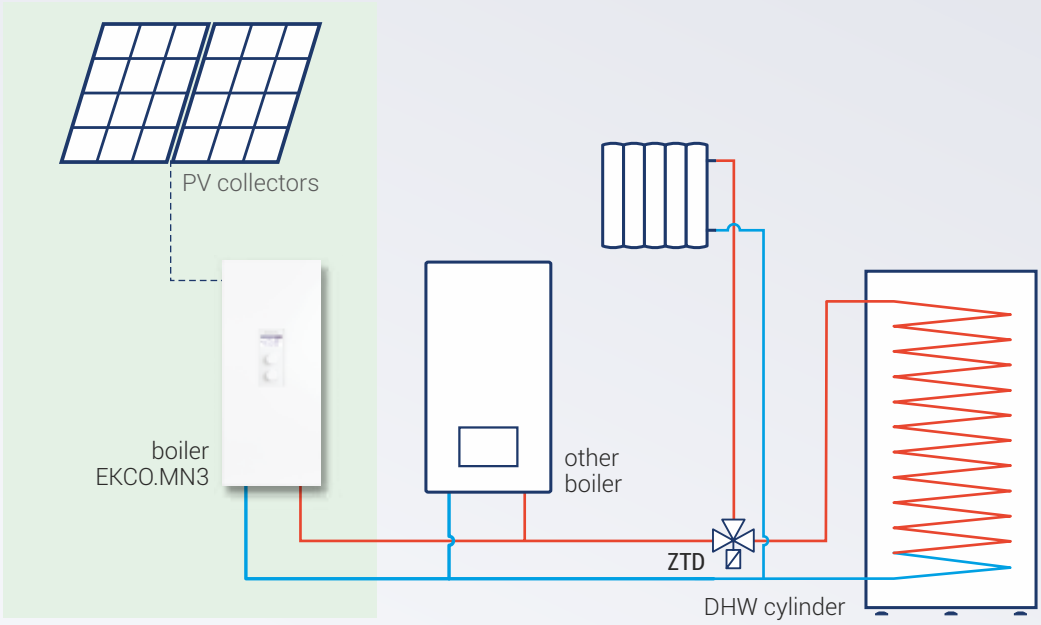

Electric boiler is a device which can be used for central heating system.
Electric boiler in connection to PV installation ensures using free energy.

Higher heating comfort

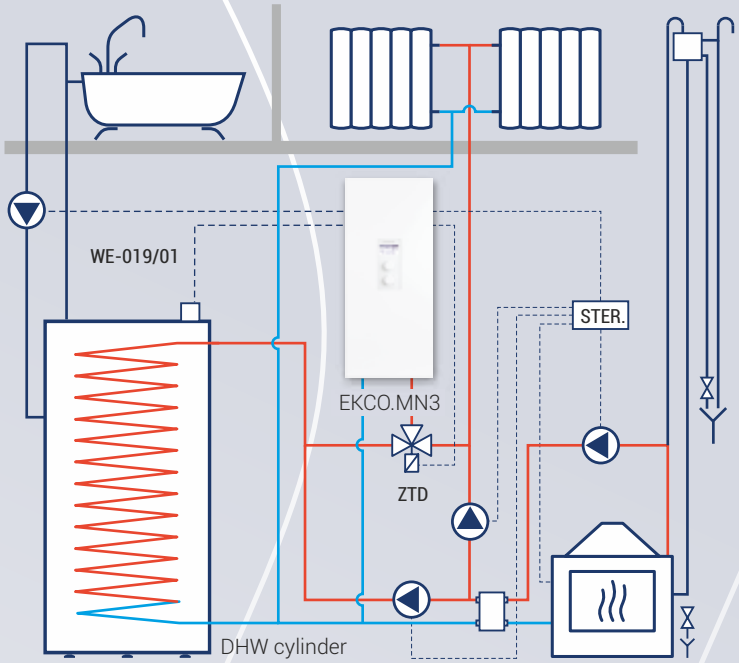

Electric boiler may co-operate parallely with other gas boiler or oil boiler as an alternative heat source. Such installation is very useful in emergency situations or during the off-peak energy tariff.

Graph shows the co-operation of electric boiler with water jacket fireplace or with solid fuel boiler. Such compilation ensures

Accumulation of cheap energy

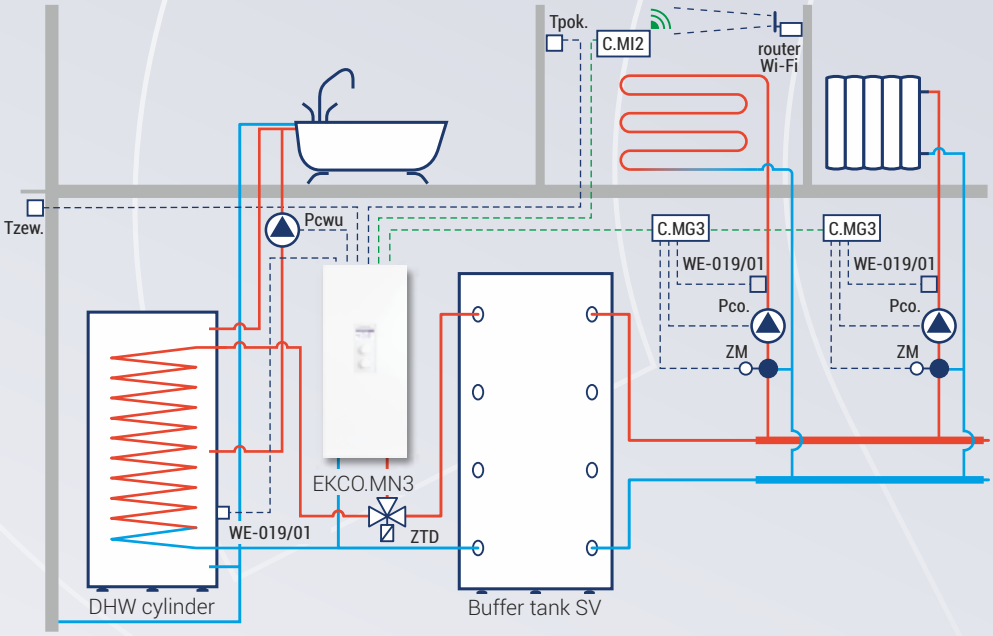

The implementation of an electric boiler with a heat accumulation buffer provides comfortable and cost-effective heating while maintaining relatively low investment costs.

With the right choice of boiler power and buffer capacity, the system can potentially meet up to 100% of heating needs, using cheaper energy available during off-peak hours.

The presented drawings illustrate general schematic overviews. The installation of central heating, tailored to individual needs, should be entrusted to a specialized company.

EKCO.MN3
EKCO.M3



Most important advantages

Optimal Utilization of PV Installation Energy

- Charging of the hot water tank or central heating buffer outside of schedule with limited power
- Energy meter and excessive consumption prevention
- Weather-based controller with automatic response to outdoor temperature changes ensures the most energy-efficient operation
- Ability to program room temperatures on daily and weekly cycles
- Option to regulate water temperature in the domestic hot water tank and activate the circulation pump according to set daily and weekly programs

Versatility and Efficiency

- Compatible with any central heating system and domestic hot water exchanger
- Circulation pump, 5-liter diaphragm expansion vessel (EKCO.MN3), and necessary safety equipment included
- Low heating costs thanks to heat accumulation during cheap energy tariffs - cooperation with central heating buffer when using appropriate modules (see additional equipment)

Advanced Features

- Outdoor weather sensor and indoor room sensor included
- Possibility to expand the system with additional heating circuits (C.MG3 modules)
- Cascading capability for multiple units
- Remote operation via internet using a dedicated application (with additional C.MI2 module)

Dimensions

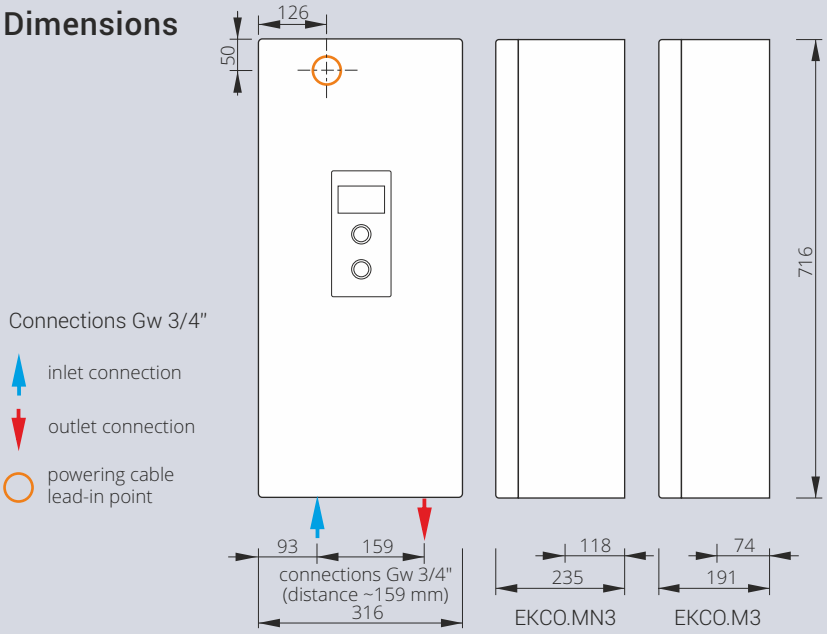

Connections Gw 3/4"

- inlet connection
- outlet connection
- powering cable lead-in point

Weather-Compensated Boilers Designed for Integration with Photovoltaic Systems

Additional equipment

Product code	Photo	Description
C.MI2		The C.MI2 internet module enables remote control of boiler operation via the internet using a computer, tablet, or smartphone. Control is facilitated through a dedicated application (Android/iOS) or a web browser, ensuring easy and intuitive operation while leveraging all advanced features of the M3 controller.
C.MG3		The C.MG3 module, when connected to a central heating boiler and a 3-way mixing valve with an actuator, allows for the control of an additional heating circuit (e.g., underfloor heating or the discharge of a central heating buffer). The system can manage up to 24 heating circuits (24 C.MG3 modules). A WE-019/01 temperature sensor is included in the set.
CZUJNIK WE-019/01		Temperature sensor in DHW cylinder
ZAWÓR.KOT.VC6013		Three-way valve - 3/4" for the co-operation with DHW cylinder

Technical data

Product code	Rated power	Rated voltage	Rated electrical energy demand (A)	Minimal wires cross-section (mm^2)
EKCO.MN3-04/06/08	2/4/6/8 kW	230V~	8,7/17,4/26,1/34,8	3 x 2,5/2,5/4/6
EKCO.M3-04/06/08	4/6/8 kW	400V 3N~	5,8/8,7/11,6	5 x 2,5/2,5/2,5
EKCO.MN3-12/16/20/24 EKCO.M3-12/16/20/24	12/16/20/24 kW	400V 3N~	3 x 17,4/23,1/28,8/34,6	5 x 2,5/4/4/6
EKCO.MN3-07/09/11/14 EKCO.M3-07/09/11/14	6,6/8,8/11/13,2 kW	230V~	28,7/32,3/47,8/57,4	3 x 6/6/10/10
EKCO.MN3-09/12/15/18(3x230) EKCO.M3-09/12/15/18(3x230)	9/12/15/18 kW	230V 3~	22,6/30,1/37,6/45,2	4 x 4/6/6/10

* Detailed warranty conditions are described in the warranty card

EKCO.LN3
EKCO.L3



Recommended for photovoltaics

D

2 year* warranty

Most important advantages

- Automatic modulation of heater power depending on the current heat demand in heated rooms
- Regulation of water temperature in the central heating system within the range of 20-85°C
- Circulation pump, 5-liter expansion vessel (EKCO.LN3), and necessary safety fittings
- Compatibility with any central heating system and domestic hot water exchanger
- Ability to regulate the water temperature in the domestic hot water tank and activate the circulation pump according to set daily and weekly programs

Dimensions

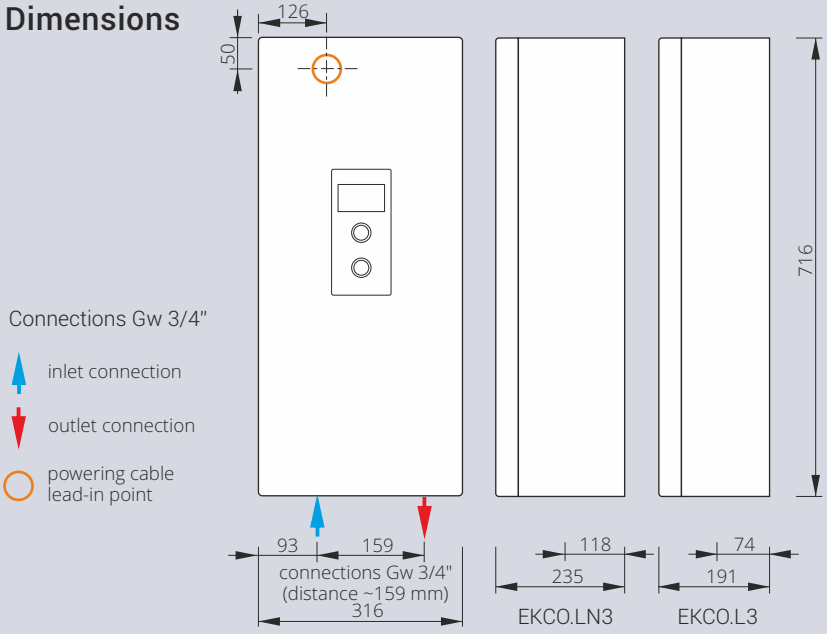

Boilers in basic configuration.

Additional equipment

Product code	Photo	Description
CZUJNIK WE-019/01		Temperature sensor in DHW cylinder
ZAWÓR.KOT.VC6013		Three-way valve - 3/4" for the co-operation with DHW cylinder

To ensure energy-efficient operation, it is highly recommended to implement an additional room temperature controller.

Technical data

Product code	Rated power	Rated voltage	Rated electrical energy demand (A)	Minimal wires cross-section (mm^2)
EKCO.LN3 - 04/06/08 EKCO.L3 - 04/06/08	2/4/6/8 kW	230V~	8,7/17,4/26,1/34,8	3 x 2,5/2,5/4/6
	4/6/8 kW	400V 3N~	5,8/8,7/11,6	5 x 2,5/2,5/2,5
EKCO.LN3 - 12/16/20/24 EKCO.L3 - 12/16/20/24	12/16/20/24 kW	400V 3N~	3 x 17,4/23,1/28,8/34,6	5 x 2,5/4/4/6

* Detailed warranty conditions are described in the warranty card

EKP.LN2M



Most important advantages

Central Heating

Electric boiler with weather copensation

- Automatic modulation of the heater power depending on the temporary heat demand in heated rooms
- Electronic control panel
- Water temperature control in the central heating circuit in the range of 20-85°C
- Cooperation with any central heating installation
- Efficient circulation pump
- Expansion vessel with a capacity of 6 L
- Possibility to connect power and signal cables from the top and rear of the device
- Outside temperature sensor

D.H.W.

- Electronic control ensures precise temperature regulation
- Possibility to set the temperature in the range of 30-60°C with an accuracy of 1°C
- While providing D.H.W - energy class A
- Preview of inlet and outlet water temperature, flow rate and currently selected power
- Possibility to reheat pre-heated water - supply water temperature max. up to 60°C

Combi boiler for central heating and domestic hot water

Dimensions

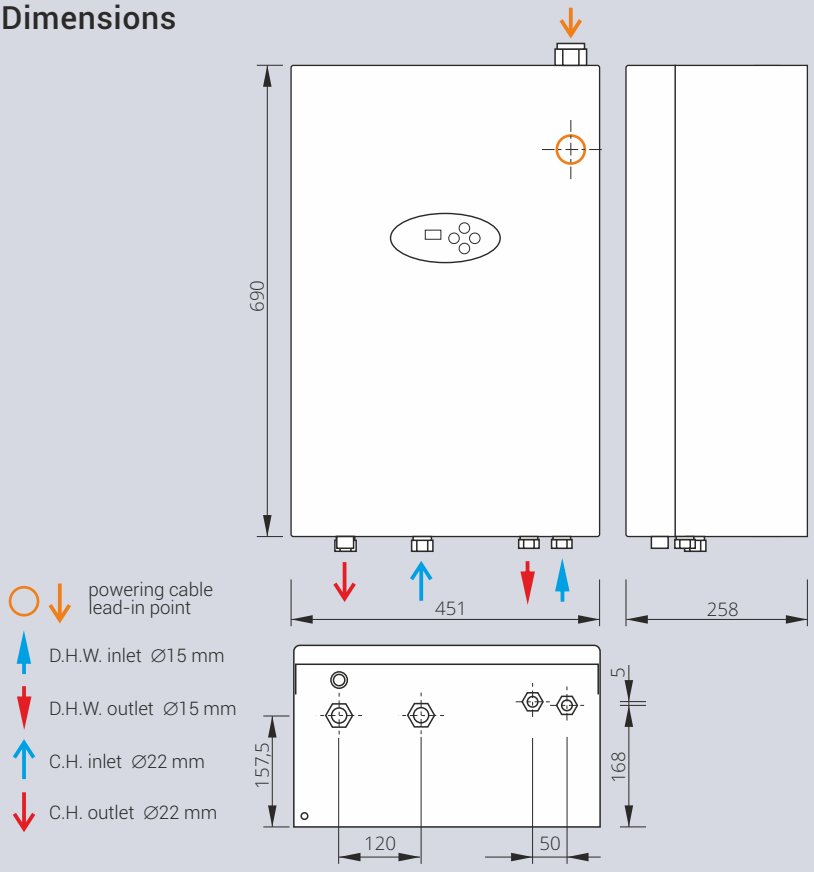

Technical data

Product code	Rated power	Rated voltage	Pressure C.H./D.H.W. (Mpa)	Rated electrical energy demand (A)	Minimal wires cross-section (mm^2)	Efficiency Δ 30°C (l/min.)
EKP.LN2M-11	11 kW	230V~	0,05-0,3 / 0,1-1,0	52,2	3 x 16	5,3
EKP.LN2M-13	13,2 kW	230V~	0,05-0,3 / 0,1-1,0	57,5	3 x 16	6,3
EKP.LN2M-18	18 kW	400V 3~	0,05-0,3 / 0,1-1,0	3 x 26,3	5 x 4	8,7
EKP.LN2M-24	24 kW	400V 3~	0,05-0,3 / 0,1-1,0	3 x 34,6	5 x 6	11,6

* Detailed warranty conditions are described in the warranty card

EKD.M3



Most important advantages

- The entire boiler room integrated in one housing contains electric boiler with weather control, hot water tank with capacity 130l, expansion vessels and other necessary fittings
- It does not take much space, modern compact design easy to assemble
- Weather compensation ensures automatic boiler respond to the changes of outside temperature. This allows for maintenance-free and energy efficient boiler operation
- The boiler control allows you to program the running time and the water temperature in the tank according to your individual needs, which ensures the most economical use of the appliance
- The possibility to set daily and weekly temperature
- The possibility to set temperature in domestic hot water storage tank and turn on the circulation pump

Bi-functional boiler with built in weather compensation and domestic hot water storage tank.

Dimensions

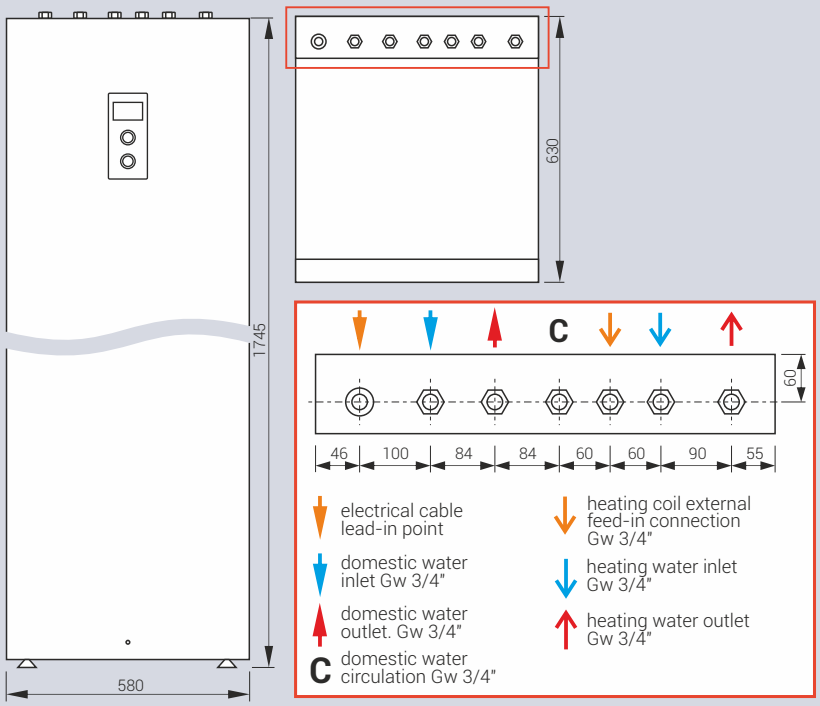

Additional equipment

Product code	Photo	Description
C.MI		The C.MI Internet Module enables remote control of boiler operations via the internet using a computer, tablet, or smartphone. Control is facilitated through a web browser, ensuring easy and intuitive operation while utilizing all advanced features of the M3 controller. This innovative solution offers users the flexibility to manage their heating system from anywhere, at any time, enhancing both convenience and energy efficiency.
C.MG3		The C.MG3 Module, when connected to the C.MI module and a 3-way mixing valve with an actuator, enables the control of an additional heating circuit (e.g., underfloor heating or central heating buffer discharge). The system can manage up to 24 heating circuits (24 C.MG3 modules). The package includes a WE 019/01 temperature sensor.

* Detailed warranty conditions are described in the warranty card

Technical data

Product code	Rated power / Rated current		Rated electrical energy demand (A)	Minimal wires cross-section (mm^2)	Domestic water exchanger heating time Δt 40°C (min.)	Anode type
EKD.M3 - 04/06/08	2/4/6/8 kW	230V~	8,7/17,4/26,1/34,8	3 x 2,5/2,5/4/6	208/107/72/54	AMW.660
	4/6/8 kW	400V 3N~	5,8/8,7/11,6	5 x 2,5/2,5/2,5		
EKD.M3 - 12/16/20/24	12/16/20/24 kW / 400V 3N~		3 x 17,4/23,1/28,8/34,6	5 x 2,5/4/4/6	36/29/24/18	AMW.660

* Detailed warranty conditions are described in the warranty card

EKCO.T
EKCO.TM



PV READY

D

2 year* warranty

Most important advantages

- **EKCO.T model** - high power boiler, intended for central heating system and hot water cylinders
- **EKCO.TM model** - high power boiler with weather compensation can work on one or two central heating systems and also with hot water cylinder
- Can co-operate with other boilers in cascade connection (EKCO.TM as a master boiler, EKCO.T as a slave boiler)
- Temperatre range available: from 40°C to 85°C
- High power boilers are equipped with two heating elements to extend the lifespan of the unit
- EKCO.T boilers should be additionally equipped with room thermostat regulators, which ensure cost-efficient and user friendly operation
- Water temperature in cylinder can be set on the front panel if the WE-008 temperature sensor is applied

High power boilers.

Dimensions

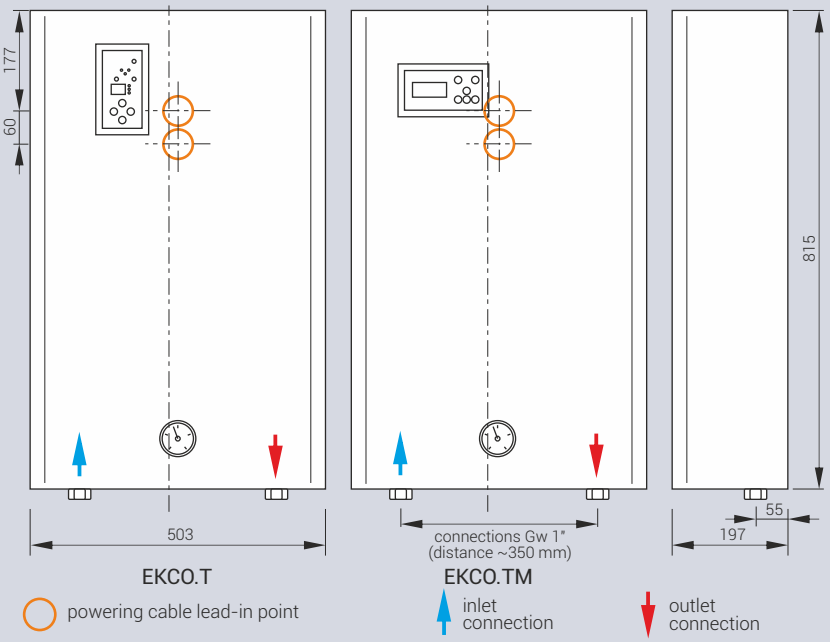

Additional equipment

Product code	Photo	Description
CZUJNIK WE-008		temperature sensor for EKCO.T and EKCO.TM (to measure temperature in cylinder)

Technical data

EKCO.T - high power boilers in basic configuration

Product code	Rated power/Rated voltage	Rated electrical energy demand (A)	Minimal wires cross-section (mm^2)
EKCO.T-30	30kW /400V 3N~	3x43,3	5x10
EKCO.T-36	36kW /400V 3N~	3x52	5x10
EKCO.T-42	42kW /400V 3N~	3x60,6	5x10
EKCO.T-48	48/kW /400V 3N~	3x69,3	5x16

Please, note! EKCO.T boilers must be additionally equipped with temperature sensor, and in case of co-operation with water cylinder with three-way valve and temperature sensor WE-008.

EKCO.TM - high power boilers with weather compensation

Product code	Rated power/Rated voltage	Rated electrical energy demand (A)	Minimal wires cross-section (mm^2)
EKCO.TM-30	30kW /400V 3N~	3x43,3	5x10
EKCO.TM-36	36kW /400V 3N~	3x52	5x10
EKCO.TM-42	42kW /400V 3N~	3x60,6	5x10
EKCO.TM-48	48/kW /400V 3N~	3x69,3	5x16

Please, note! In case of co-operation with water cylinder EKCO.TM boilers must be additionally equippd with valve and temperature sensor WE-008.

* Detailed warranty conditions are described in the warranty card

EKCO.MOBILE



Main Advantages

- Floor heating screed warming programs
  - in accordance with DIN EN 1264-4 standard
  - user settings for up to 60 days
- Constant setting of the heating circuit's temperature ranging from 20-80°C
- Option to set half of the power output
- Automatic 6-step power modulation for maximum energy efficiency
- Built-in expansion vessel with a capacity of 5 liters
- Power cable with a three-phase socket
- Built-in 3-bar safety valve
- Easy operation thanks to a 7" touchscreen
- Lightweight construction of only 32 kg, allowing for one-person handling

D

2 year* warranty

Mobile electric boiler with programs used for screed heating in underfloor heating systems or as an emergency heat source

Additional equipment

Flexible hoses with GEKA 1" connection:

- **HS-3M** (length 3m)
- **HS-5M** (length 5m)
- **HS-10M** (length 10m)



Description / dimensions



	dimensions HxWxD (mm)
EKCO MOBILE	1180x510x510

Technical data

Product code	Rated power (kW)	Rated power	Rated electrical energy demand (A)	Minimal wires cross-section (mm²)
EKCO.MOBILE-21	10,5 / 21	400V 3N~	3 x 15,2 / 3 x 30,3	5 x 2,5 / 5 x 6
EKCO.MOBILE-36	18 / 36	400V 3N~	3 x 26,1 / 3 x 52	5 x 4 / 5 x 10

* Detailed warranty conditions are described in the warranty card

EKHP



Most important advantages

- Energy-efficient operation and low operating costs due to the ability to work with a heat pump
- Regulation of water temperature in the hot water tank and activation of the circulation pump according to set daily and weekly programs
- Compatible with hot water exchanger – built-in three-way diverter valve
- Control of the heating system operation of the electric boiler with a heat pump
- Circulation pump, 12-liter expansion vessel, and necessary safety fittings
- Weather controller with automatic response to external temperature changes ensures the most energy-efficient operation
- Ability to program room temperature on a daily and weekly cycle
- Hot water safety through the thermal disinfection function of the hot water tank – protection against Legionella bacteria

Dimensions

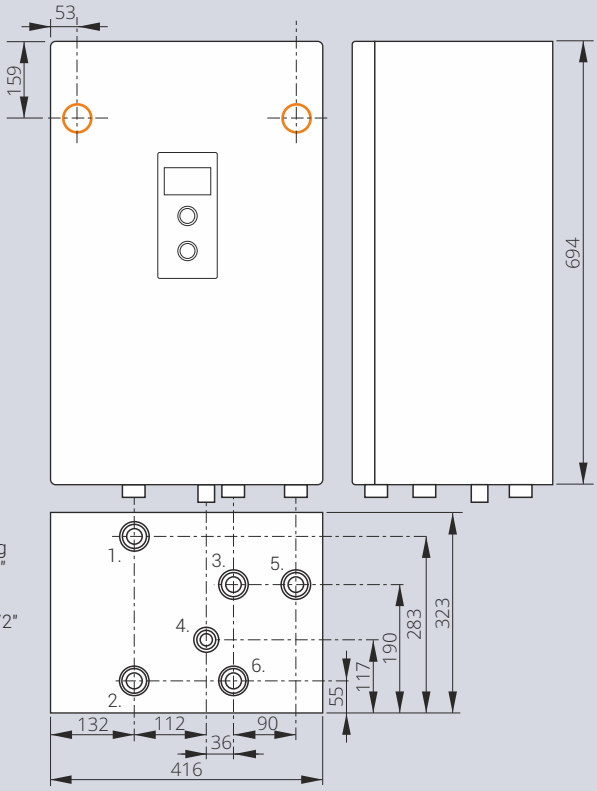

location for introducing the electrical connection cable

1. outlet to heat pump 5/4"
2. return from central heating /hot water installation 5/4"
3. central heating supply
4. outlet from safety valve 1/2"
5. hot water supply
6. inlet from heat pump 5/4"

Boiler for cooperation with heat pump HPMO-6

Additional equipment

Product code	Photo	Description
HPMO-6		Inverter monoblock heat pump with EVI injection system
C.MI2		Internet module for remote control via app (Android/iOS) or browser
HP.FF		Vibration isolation stand for heat pump (2 pieces included)
WE-019/01		Temperature sensor for tank/buffer
WE-019/05		Temperature sensor for heating circuit

Technical Data

Product code	Power	Power supply	Nominal current of the switch (A)	Minimum wire cross-section (mm²)
EKHP-6	6 kW	230V~	32 / 50**	3 x 6
		400V 3N~	16 / 20**	5 x 2,5

Product code	Maximum heating power	Maximum COP	Efficiency class	Acoustic level
HPMO-6	9,1 (A+7/W35) 8,1 (A+2/W35) 5,5 (A-7/W35)	4,1 (A+7/W35) 3,2 (A+2/W35) 2,4 (A-7/W35)	A+	58 dB at 1 m. / 66 dB power

* Detailed warranty conditions are described in the warranty card

** Rated current of circuit breaker: boiler / boiler with heat pump.

Illustrative installation diagram of the **EKHP** boiler with **HPMO-6** heat pump

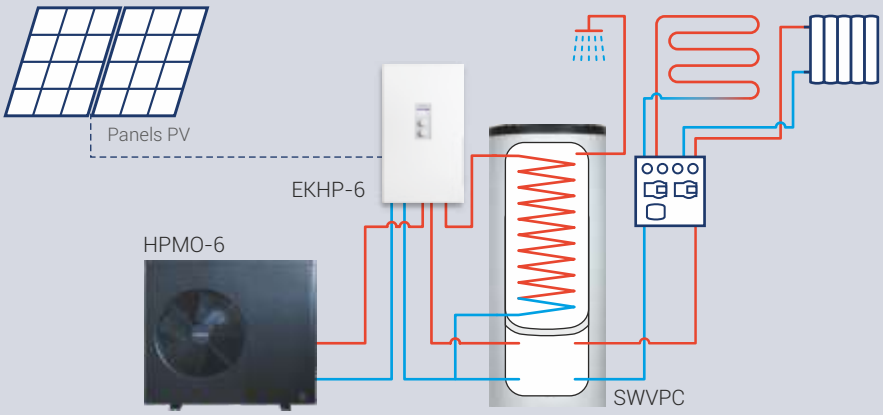

Energy consumption comparison:



Standalone **EKHP-6** boiler

EKHP-6 boiler combined with **HPMO-6** heat pump

DHW cylinders and buffer tanks

KOSPEL DHW cylinders are characterised by high quality, durability and innovative solutions which are the result of many years of experience in the production of DHW cylinders and buffer tanks.

They are manufactured from top quality selected materials.


KOSPEL
KOSPEL

SWK



Most important advantages

Energy efficiency class A

SWK A cylinder ensures highest thermal insulation class

- heat losses are reduced up to 50%! Comparing to efficiency class C it saves up to 320 kWh annually

High thermal insulation and esthetics

- a class 65 mm insulation, made of polyurethane foam
- esthetic design and resistance to mechanical damage as cylinder's casing is made out of solid ABS material

Advanced production technology

- automation provides full repeatibility of the process and high precision
- evenly applied layer of enamel with optimal thickness creates the highest quality protection against corrosion

Unbeatable quality

- products are made of the steel grades selected by our verified suppliers
- each device undergoes leakage tests and coating checks quality control

Cylinders with a single heating coil, all connections at the top side only. Dedicated for installation under wall-hanged central heating boiler.

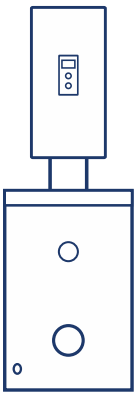

Additional equipment

Following immersion heaters can be installed in all models:
GRW-1,4kW/230V; GRW-2,0kW/230V;
GRW-3,0kW/230V; GRW-4,5kW/400V.

Dimensions

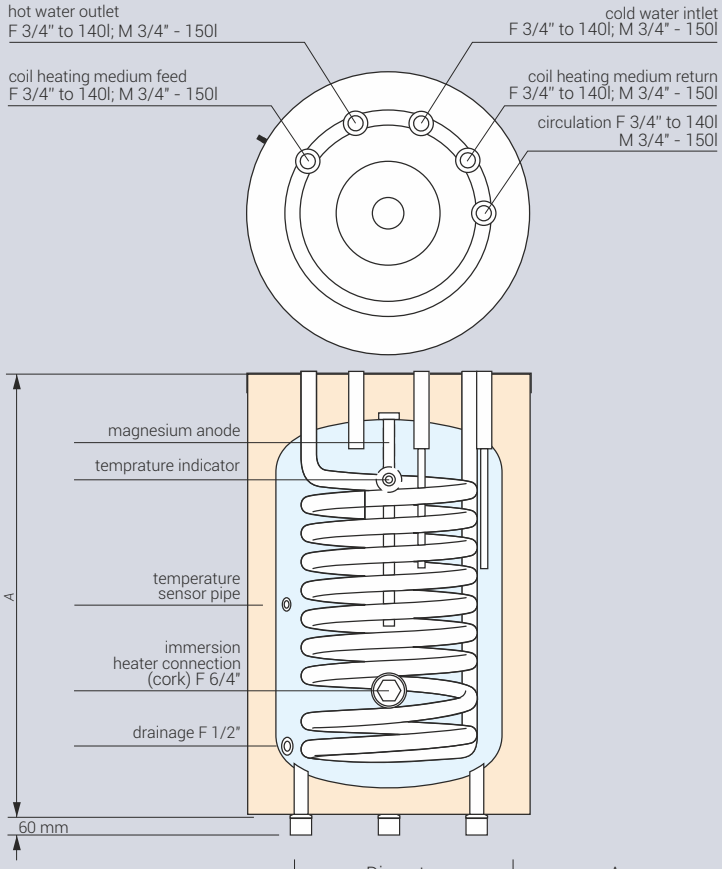

	Diameter (mm)	A (mm)
SWK-100.A	590	830/900
SWK-120.A	590	943/1013
SWK-140.A	590	1065/1135
SWK-150.A	683	880/950

Technical data

Product code	Storage capacity (l)	Surface area of coil (m^2)	Rated pressure (storage / coil) (MPa)	Power of coil ** (kW)	Thickness / material / type of insulation *** (mm)	Stand-by-losses **** (W)	Anode type
SWK-100.A	97	0,82	0,6 / 1,0 MPa	25	65 / PUR / NR	33	AMW.M8.450
SWK-120.A	111	1,0	0,6 / 1,0 MPa	30	65 / PUR / NR	36	AMW.M8.450
SWK-140.A	134	1,1	0,6 / 1,0 MPa	32	65 / PUR / NR	38	AMW.M8.450
SWK-150.A	150	1,14	0,6 / 1,0 MPa	33	70 / PUR / NR	39	AMW.M8.450

* Detailed warranty conditions are described in the warranty card
** Following parameters 80/10/45°C – (heating water temp./ feed water temp./domestic water temp.), flow rate of heating water through the coil 2,5 m^3/h.
*** Insulation: R- removable, NR- not removable.
**** In line with EU Commission resolution no. 812/2013, 814/2013.

SW



Most important advantages

Advanced production technology

- automation provides full repeatibility of the process and high precision
- evenly applied layer of enamel with optimal thickness creates the highest quality protection against corrosion

Unbeatable quality

- products are made of the steel grades selected by our verified suppliers
- each device undergoes leakage tests and coating checks quality control

B

8 year * warranty

Dimensions

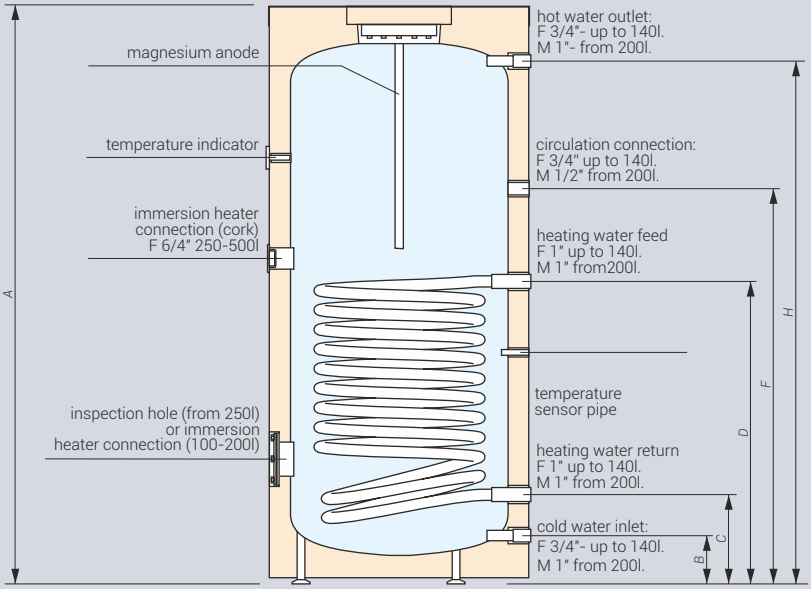

	Diameter (mm)	A (mm)	B (mm)	C (mm)	D (mm)	E (mm)	F (mm)	G (mm)	H (mm)
SW-100.1	483	1147	110	238	751	-	849	-	1063
SW-120.1	483	1317	110	238	849	-	1063	-	1233
SW-140.1	483	1387	110	238	849	-	1063	-	1303
SW-201	595	1475	86	249	765	-	969	-	1392
SW-251	688	1313	86	248	678	-	934	-	1230
SW-301	688	1523	86	248	807	-	1158	-	1440
SW-401	789	1459	86	265	824	-	1085	-	1375
SW-501	789	1758	86	265	953	-	1365	-	1674

Cylinders with heating coil, perfect to co-operate with central heating boiler

Additional equipment

Electric heaters GRW -1.4kW/230V, GRW-2.0kW/230V available in all capacities, GRW-3.0 kW/230V; GRW-4.5 kW/400V, for 200 liters, GRW-6.0 kW/400V, for 250 liters

Technical data

Product code	Storage capacity (l)	Surface area of coil (m^2)	Rated pressure (storage / coil) (MPa)	Power of coil ** (kW)	Thickness / material / type of insulation *** (mm)	Stand-by-losses **** (W)	Anode type
SW-100.1	112	0,8	0,6 / 1,0	24	46 / PUR / NR	47	AMW.660
SW-120.1	127	1,0	0,6 / 1,0	30	46 / PUR / NR	50	AMW.800
SW-140.1	137	1,0	0,6 / 1,0	30	46 / PUR / NR	53	AMW.800
SW-201	199	1,08	1,0 / 1,0	32	67 / PUR / NR	59	AMW.M8.450
SW-251	254	1,11	1,0 / 1,0	33	67 / PUR / NR	64	AMW.M8.450
SW-301	300	1,43	1,0 / 1,0	42	67 / PUR / NR	67	AMW.M8.400
SW-401	393	1,61	1,0 / 1,0	48	67 / PUR / NR	74	AMW.M8.500
SW-501	492	2,13	1,0 / 1,0	63	67 / PUR / NR	79	AMW.M8.590

* Detailed warranty conditions are described in the warranty card
** Following parameters 80/10/45°C – (heating water temp./ feed water temp./domestic water temp.), flow rate of heating water through the coil 2,5 m^3/h.
*** Insulation: R- removable, NR- not removable.
**** In line with EU Commission resolution no. 812/2013, 814/2013.

SB



Most important advantages

Advanced production technology

- automation provides full repeatability of the process and high precision
- evenly applied layer of enamel with optimal thickness creates the highest quality protection against corrosion

Unbeatable quality

- products are made of the steel grades selected by our verified suppliers
- each device undergoes leakage tests and coating checks quality control

B

8 year * warranty

Dimensions

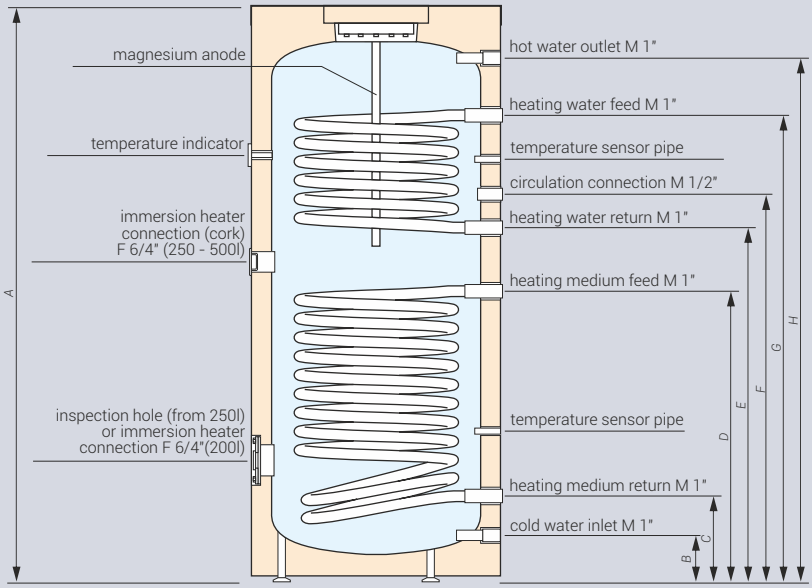

	Diameter (mm)	A (mm)	B (mm)	C (mm)	D (mm)	E (mm)	F (mm)	G (mm)	H (mm)
SB-201	595	1475	86	249	765	885	969	1229	1392
SB-251	688	1313	86	248	678	810	934	1068	1230
SB-301	688	1523	86	248	807	934	1158	1278	1440
SB-401	789	1459	86	265	824	894	1085	1195	1375
SB-501	789	1758	86	265	953	1194	1365	1495	1674

Cylinders with double heating coil, perfect to co-operate with central heating boiler and solar collectors

Additional equipment

Electric heaters: GRW-1.4 kW/230V; GRW-2.0 kW/230V; GRW-3.0 kW/230V; GRW-4.5 kW/400V; available in all capacities, GRW- 6.0 kW/400V from 250 liters.

Technical data

Product code	Storage capacity (l)	Surface area of coil (m^2)	Rated pressure (storage / coil) (MPa)	Power of coil ** (kW)	Thickness / material / type of insulation *** (mm)	Stand-by-losses **** (W)	Anode type
SB-201	198	1,08 / 0,72	1,0 / 1,0	32 / 21	67/ PUR / NR	59	AMW.M8.400
SB-251	251	1,11 / 0,66	1,0 / 1,0	33 / 19,5	67/ PUR / NR	64	AMW.M8.400
SB-301	298	1,43 / 0,83	1,0 / 1,0	42 / 24	67/ PUR / NR	67	AMW.M8.500
SB-401	392	1,61 / 0,94	1,0 / 1,0	48 / 28	67/ PUR / NR	74	AMW.M8.590
SB-501	488	2,13 / 0,94	1,0 / 1,0	63 / 28	67/ PUR / NR	79	AMW.M8.650

* Detailed warranty conditions are described in the warranty card

** Following parameters 80/10/45°C – (heating water temp./ feed water temp./domestic water temp.), flow rate of heating water through the coil 2,5 m^3/h.

*** Insulation: R- removable, NR- not removable.

**** In line with EU Commission resolution no. 812/2013, 814/2013.

KOSPEL

SE



Most important advantages

Advanced production technology

- automation provides full repeatability of the process and high precision
- evenly applied layer of enamel with optimal thickness creates the highest quality protection against corrosion

Unbeatable quality

- products are made of the steel grades selected by our verified suppliers
- each device undergoes leakage tests and coating checks quality control

High quality thermal insulation and esthetic design

- effective thickness of thermal insulation minimises energy losses
- esthetic design and resistance to mechanical damage as it's made out of solid ABS material

B

8 year * warranty

Vertical hot water cylinders perfect to store domestic hot water

Additional equipment

Electric heaters GRW -1.4kW/230V, GRW-2.0kW/230V; GRW-3.0 kW/230V; available in all capacities,
GRW-4.5 kW/400V, for 200 liters,
GRW-6.0 kW/400V, for 250 liters

Dimensions

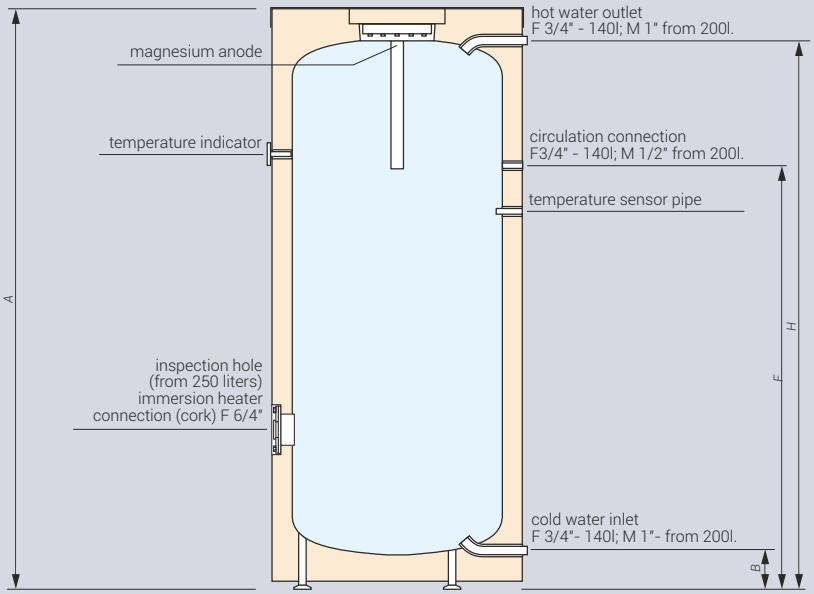

	Diameter (mm)	A (mm)	B (mm)	C (mm)	D (mm)	E (mm)	F (mm)	G (mm)	H (mm)	I (mm)
SE-140.1	480	1387	110	-	-	-	914	-	1303	-
SE-200.1	594	1475	65	-	-	-	948	-	1371	-
SE-250.2	683	1292	65	-	-	-	927	-	1209	-
SE-300.2	683	1502	65	-	-	-	1137	-	1418	-
SE-400.1	784	1458	65	-	-	-	1064	-	1354	-
SE-500.1	784	1758	65	-	-	-	1344	-	1654	-

Technical data

Product code	Storage capacity (l)	Pression nominale (storage) (MPa)	Thickness / material / type of insulation ** (mm)	Stand-by-losses *** (W)	Anode type
SE-140.1	140	0,6	46 / PUR / NR	53	AMW.400
SE-200.1	201	1,0	67 / PUR / NR	59	AMW.M8.450
SE-250.2	255	1,0	67 / PUR / NR	64	AMW.M8.450
SE-300.2	303	1,0	67 / PUR / NR	67	AMW.M8.450
SE-400.1	396	1,0	67 / PUR / NR	74	AMW.M8.450
SE-500.1	495	1,0	67 / PUR / NR	79	AMW.M8.400

* Detailed warranty conditions are described in the warranty card
** Insulation: R- removable, NR- not removable.
*** In line with EU Commission resolution no. 812/2013, 814/2013.

SBPG



B

8 year warranty *

Key advantages

Two coils with a very large heat exchange surface

- coil surface area:
  - 1,03 - 1,44 m^2 - upper coil
  - 2,65 - 3,82 m^2 - lower coil
- recommended for operation with a heat pump and central heating boiler

Advanced production technology

- automation guarantees precision manufacturing
- high quality of the enameled coating with appropriate thickness creates the highest quality anti-corrosion protection

Unrivaled quality

- products are made from selected steel grades supplied by verified suppliers
- every single device (100%) undergoes leakage testing and enamel coating quality control

Cylinder with two coils. Ideal for hybrid systems with a heat pump and central heating boiler.

Dimensions

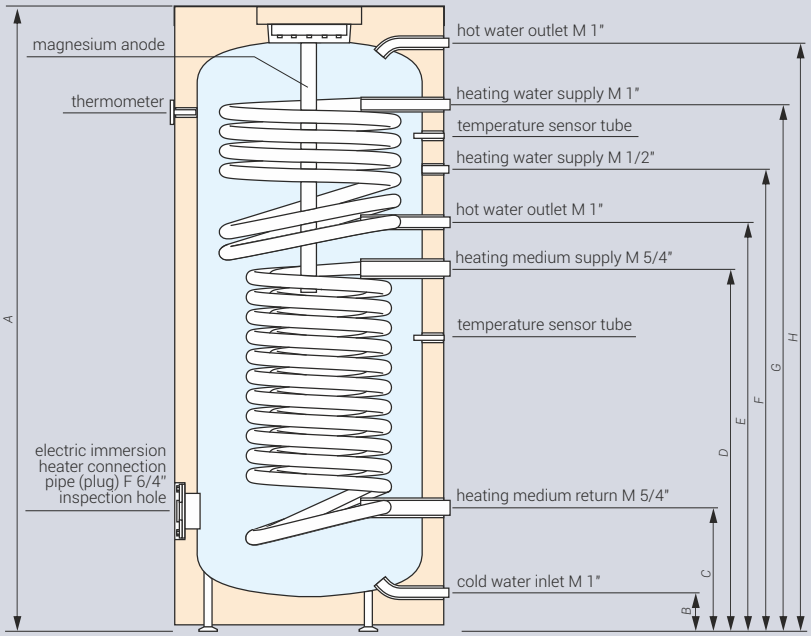

	Dimensions (mm)	A (mm)	B (mm)	C (mm)	D (mm)	E (mm)	F (mm)	G (mm)	H (mm)
SBPG-301	688	1522	86	248	893	977	1088	1278	1440
SBPG-501	784	1758	86	265	1039	1039	1365	1495	1674

Optional Accessories

Electric immersion heaters: GRW-1,4kW/230V; GRW-2,0kW/230V; GRW-3,0kW/230V; GRW-4,5kW/400V, for all capacities, GRW-6,0kW/400V - 500 l capacity only.

Technical Data

Product code	Storage capacity (l)	Lower / upper coil surface area (m^2)	Rated pressure (tank / coil) (MPa)	Lower / upper coil power ** (kW)	Insulation thickness / material *** (mm)	Standing heat loss **** (W)	Anode model
SBPG-301.PL Cylinder for heat pumps and central heating boilers 300l	295	2,65 / 1,03	1,0 / 1,0	78 / 31	67/ PUR / NR	67	AMW.M8.650
SBPG-501.PL Cylinder for heat pumps and central heating boilers 500l	490	3,82 / 1,44	1,0 / 1,0	110 / 43	67/ PUR / NR	79	AMW.M8.900

* Detailed warranty conditions are described in the warranty card.

** At parameters 80/10/45°C (heating water temperature / supply water temperature / domestic hot water temperature), heating water flow rate through the coil 2,5 m^3/h.

*** Insulation: R - removable, NR - non-removable.

**** According to Commission Regulation (EU) 812/2013, 814/2013.

SBPS



**Cylinder with two coils.
Ideal for hybrid systems
with a heat pump
and solar collectors
or another heat source.**

Key Advantages

Two coils with a very large heat exchange surface area

- coil surface area:
  - 2,65 - 3,82 m^2 - upper coil
  - 1,03 - 1,44 m^2 - lower coil
- recommended for operation with a heat pump and solar collectors or another heat source.

Advanced production technology

- automation guarantees precision of execution
- high quality of the enameled coating with appropriate thickness creates the highest quality anti-corrosion protection

Unrivaled quality

- products are manufactured from selected steel grades supplied by verified suppliers
- each device (100%) undergoes leakage tests and quality control of enamel coatings

Dimensions

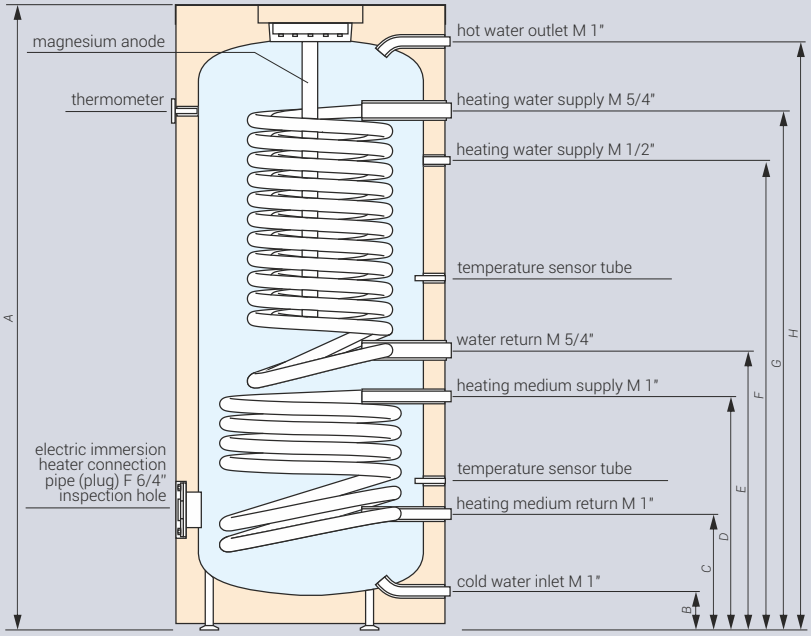

Dimensions (mm)	A (mm)	B (mm)	C (mm)	D (mm)	E (mm)	F (mm)	G (mm)	H (mm)
SBPS-301	688	1522	86	248	549	633	1158	1278	1440
SBPS-501	784	1758	86	265	609	721	1365	1495	1675

Optional Accessories

Electric immersion heaters: GRW-1,4kW/230V; GRW-2,0kW/230V; GRW-3,0kW/230V; GRW-4,5kW/400V; GRW-6,0kW/400V.

Technical Data

Product code	Storage capacity (l)	Lower / upper coil surface area (m^2)	Rated pressure (tank / coil) (MPa)	Lower / upper coil power ** (kW)	Insulation thickness / material *** (mm)	Standing heat loss **** (W)	Anode model
SBPS-301.PL Floor standing cylinder with two coils for heat pumps and collectors 300l	295	1,03 / 2,65	1,0 / 1,0	31 / 78	67/ PUR / NR	67	AMW.M8.650
SBPS-501.PL Floor standing cylinder with two coils for heat pumps and collectors 500l	490	1,44 / 3,82	1,0 / 1,0	43 / 110	67/ PUR / NR	79	AMW.M8.900

* Detailed warranty conditions are described in the warranty card.

** At parameters 80/10/45°C (heating water temperature / supply water temperature / domestic hot water temperature), heating water flow rate through the coil 2,5 m^3/h.

*** Insulation: R - removable, NR - non-removable.

**** According to Commission Regulation (EU) 812/2013, 814/2013.

SWP



heat pump ready

B

8 year warranty *

Most important advantages

Large coil area

- heating coil with a large area
  - 2,05 m² - SWP-201
  - 2,63 m² - SWP-301
  - 3,71 m² - SWP-501
- heat pump compatible

Advanced production technology

- automation provides full repeatibility of the process and high precision
- evenly applied layer of enamel with optimal thickness creates the highest quality protection

Unbeatable quality

- products are made of the steel grades selected by our verified suppliers
- each device (100%) undergoes leakage tests and coating checks quality control

Cylinders with a very big heating coil, perfect for co-operation with the heat pump

Additional equipment

Electric immersion heaters: GRW-1,4kW/230V; GRW-2,0kW/230V; GRW-3,0kW/230V, for all capacities, GRW-4,5kW/400V; GRW-6,0kW/400V, 300 l; 500 l. capacity only.

Dimensions

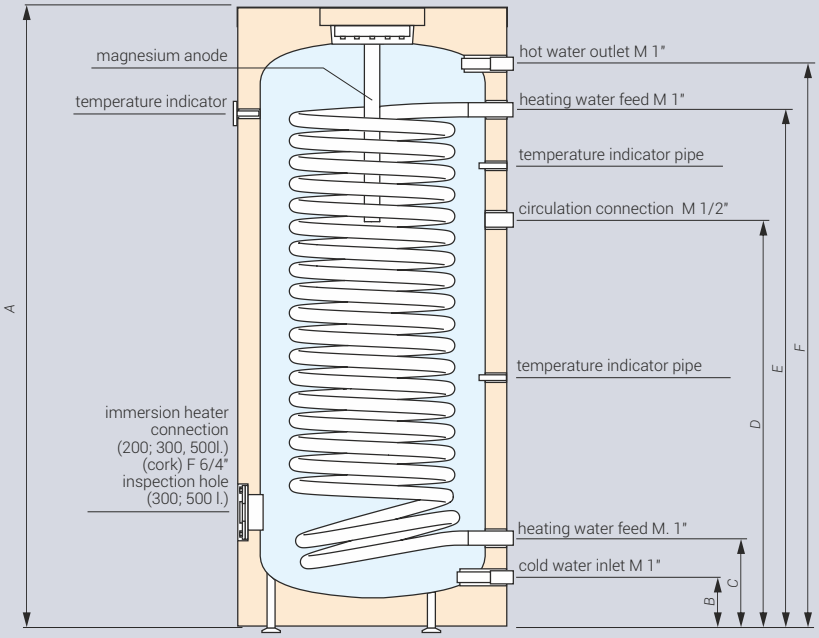

	Diamètre (mm)	A (mm)	B (mm)	C (mm)	D (mm)	E (mm)	F (mm)
SWP-201	595	1475	86	249	969	1229	1392
SWP-301	688	1523	86	248	1158	1278	1440
SWP-501	789	1758	86	265	1365	1495	1674

Technical data

Product code	Storage capacity (l)	Surface area of coil (m²)	Rated pressure (storage / coil) (MPa)	Power of coil ** (kW)	Thickness / material / type of insulation *** (mm)	Stand-by-losses (W) ****	Anode type
SWP-201	197	2,05	1,0 / 1,0	60 / 18	67 / PUR / NR	59	AMW.M8.400
SWP-301	298	2,63	1,0 / 1,0	78 / 23	67 / PUR / NR	67	AMW.M8.500
SWP-501	486	3,71	1,0 / 1,0	110 / 33	67 / PUR / NR	79	AMW.M8.650

* Detailed warranty conditions are described in the warranty card

** Following parameters 80/10/45°C / 55/10/45°C (heating water temp./ feed water temp./domestic water temp.), flow rate of heating water through the coil 2,5 m³/h.

*** Insulation: R- removable, NR- not removable.

**** In line with EU Commission resolution no. 812/2013, 814/2013.

KOSPEL

SWPC



heat pump ready

B

8* year warranty

Most important advantages

Large coil area

- double heating coil with a surface of 4,22 m^2
- heat pump compatible.

Advanced production technology

- automation provides full repeatibility of the process
- and high precision
- evenly applied layer of enamel with optimal thickness creates the highest quality protection

Unbeatable quality

- products are made of the steel grades selected by our verified suppliers
- each device (100%) undergoes leakage tests and coating checks quality control

Dimensions

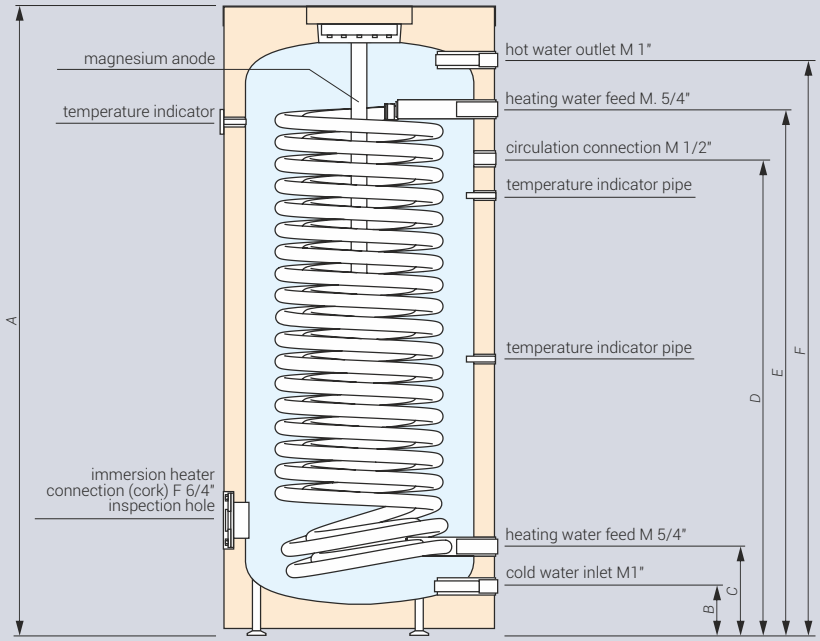

	Diameter (mm)	A (mm)	B (mm)	C (mm)	D (mm)	E (mm)	F (mm)
SWPC-301	688	1523	86	248	1158	1278	1440
SWPC-501	789	1758	86	265	1365	1495	1674

Cylinders with a very big heating coil, perfect for co-operation with the heat pump

Additional equipment

Electric immersion heaters: GRW-1,4kW/230V; GRW-2,0kW/230V; GRW-3,0kW/230V, GRW-4,5kW/400V; for all capacities, GRW-6,0kW/400V - 500 l. capacity only.

Technical data

Product code	Storage capacity (l)	Surface area of coil (m^2)	Rated pressure (storage / coil) (MPa)	Power of coil ** (kW)	Thickness / material / type of insulation *** (mm)	Stand-by-losses **** (W)	Anode type
SWPC-301	294	4,29	1,0 / 1,0	120 / 36	67 / PUR / NR	67	AMW.M8.650
SWPC-501	580	6,03	1,0 / 1,0	172 / 50	67 / PUR / NR	79	AMW.M8.900

* Detailed warranty conditions are described in the warranty card

** Following parameters 80/10/45°C / 55/10/45°C (heating water temp./ feed water temp./domestic water temp.), flow rate of heating water through the coil 2,5 m^3/h.

*** Insulation: R- removable, NR- not removable.

**** In line with EU Commission resolution no. 812/2013, 814/2013.

Vertical DHW Cylinders with Heating Buffer Tank

SWVPC



heat pump ready

B

8 year warranty *

Compact tank for heat pumps combining a DHW cylinder with a double coil and a space heating/cooling buffer tank.

Key Advantages

Compact Design

- Space-saving solution for the boiler room by combining a DHW cylinder and a heating buffer tank in a single housing.

Large, Double Coil in the DHW Cylinder

- Optimizes heat pump performance thanks to a coil assembly connected in parallel into a single heat exchanger, ensuring the most efficient interaction with the heat pump.

Heating and Cooling Buffer

- The buffer tank is designed to store heat and/or cold when working alongside a heat pump.

Baffle in the Buffer Tank

- The baffle prevents warm supply water feeding the central heating system from mixing with cold return water from the system

Exceptionally Durable and Damage-Resistant ABS Casing

Dimensions

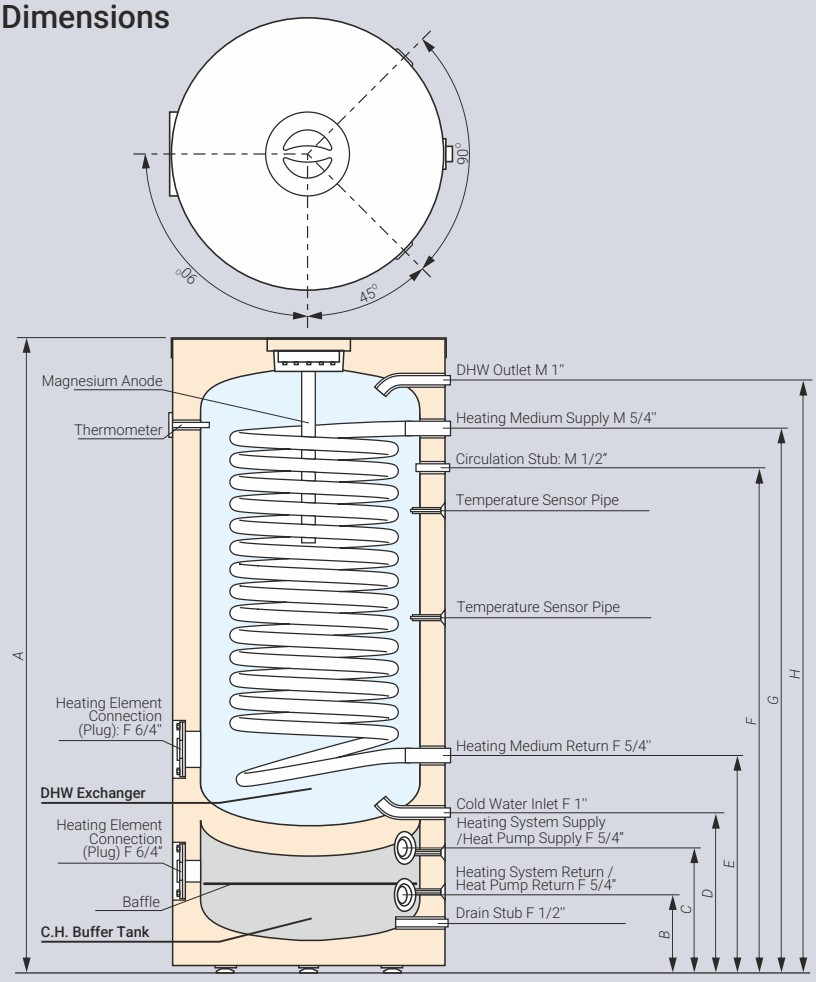

	Diameter (mm)	A (mm)	B (mm)	C (mm)	D (mm)	E (mm)	F (mm)	G (mm)	H (mm)
SWVPC-250/60.1	683	1673	220	360	444	606	1306	1426	1588

Optional Accessories

Can be fitted in both DHW and heating sections:
GRW-1.4kW/230V;GRW-2.0kW/230V;
GRW-3.0kW/230V;GRW-4.5kW/400V;
GRW-6.0kW/400V – buffer tank only.

Technical Data

Product Name	Total / DHW / Buffer Capacity (l)	Heat Exchanger Surface Area (m^2)	Rated Pressure (DHW / Buffer) (MPa)	Power ** (kW)	Insulation Thickness material *** (mm)	Standing Losses **** (W)	Anode Model
SWVPC-250/60.1.PL _DHW&C.H Cylinder for Heat pumps	308/248/60	3,38	1,0 / 0,3	97 / 28	67/PUR/NR	64	AMW.M8.590

* Detailed warranty terms are described in the warranty card.

** Power parameters at 80/10/45°C/55/10/45°C (heating water temperature/ supply water temperature / domestic hot water temperature), heating water flow through coil: 2.5 m³/h

*** Insulation: R - removable, NR - non-removable.

**** According to EU Commission Regulation No 812/2013, 814/2013.

KOSPEL

SVK



heat pump ready

A

8 year* warranty

Most important advantages

Energy class A

SVK buffer tank ensures highest energy class.

- very high thermal insulation class reduces heat losses up to 50%! Comparing to efficiency class C it saves up to 320 kWh annually

High thermal insulation and esthetics

- a class 65 mm insulation, made of polyurethane foam
- esthetic design and resistance to mechanical damage as cylinder's casing is made out of solid ABS material

Unbeatable quality

- products are made of the steel grades selected by our verified suppliers
- each device undergoes leakage tests and coating checks quality control

Easy installation

- CH connections directed up allow for easier connection to the installation of heat pump

Perfect with central heating installation eg. with co-operation with heat pump

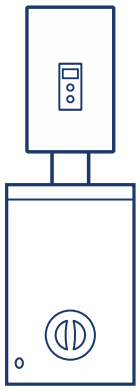

Additional equipment

Immersion heaters can be installed in the cylinder:
GRW-1,4kW/230V; GRW-2,0kW/230V;
GRW-3,0kW/230V; GRW-4,5kW/400V

Dimensions

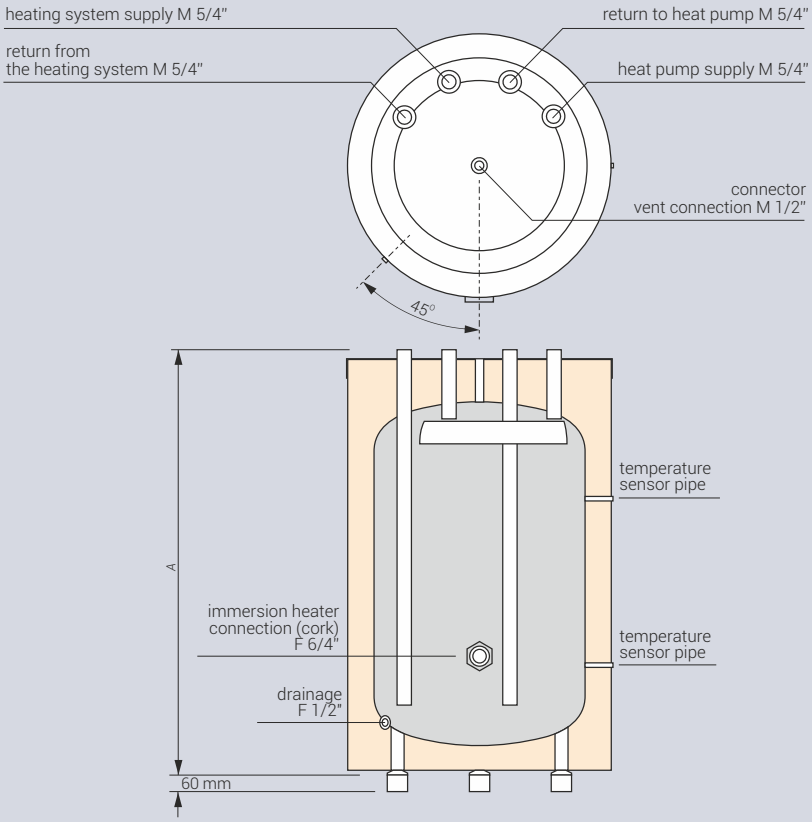

	Diamètre (mm)	A (mm)
SVK-100.1	590	865/935

Technical data

Product code	Storage capacity (l)	Rated pressure (MPa)	Thickness / material / type of insulation ** (mm)	Stand-by-losses *** (W)
SVK-100.1	101	0,3	65 / PUR / NR	31

* Detailed warranty conditions are described in the warranty card
** Insulation: R- removable, NR- not removable.
*** In line with EU Commission resolution no. 812/2013, 814/2013.

SVH



Most important advantages

Heat and Cold Buffer

- The buffer tank is intended for storing heat and/or cold in cooperation with a heat pump.

Very Good Thermal Insulation and Aesthetic Casing

- PUR foam insulation ensuring minimal heat loss
- Aesthetic and damage-resistant ABS casing

Easy Assembly and Installation

- Thanks to the hanger and two pairs of connection nozzles placed on opposite sides, the buffer can be installed almost anywhere in the boiler room

Nozzle for Electric Heater

- Buffers are equipped with a 6/4" nozzle allowing for the placement of an electric heater

Partition*

- The partition prevents the mixing of hot water supplying the heating system and cold water returning from the system *applies to 50-liter capacity

A hanging heat and cold buffer designed to work with heat pumps and heating boilers, which can also function as a coupling, a hydraulic separator of the heating circuit from the boiler room.

Dimensions

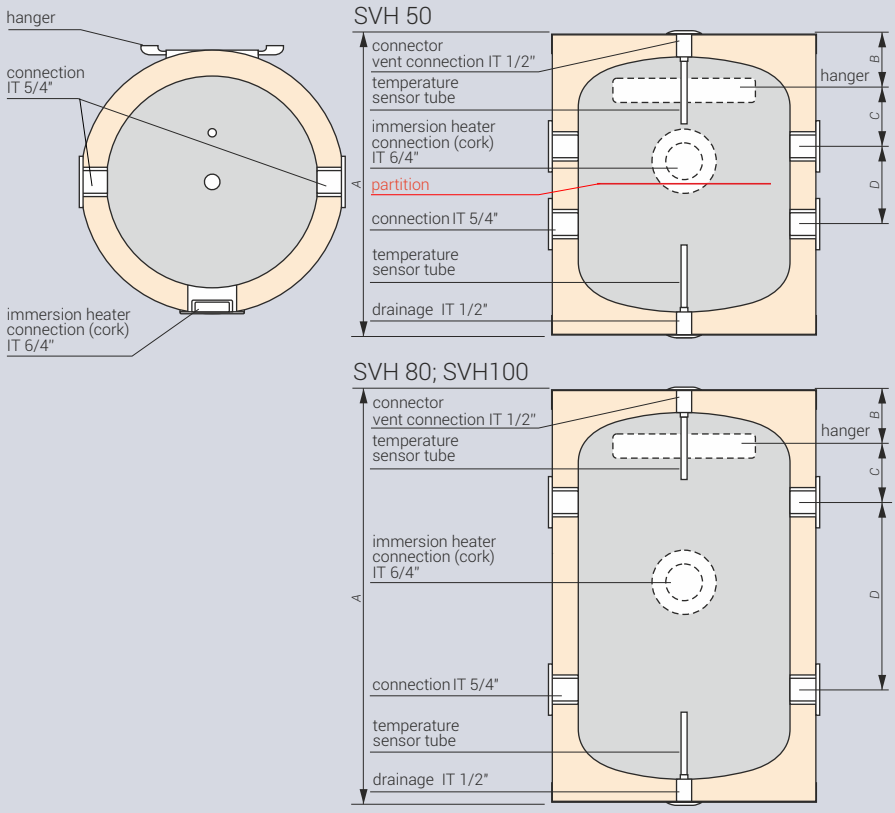

	Diameter (mm)	A (mm)	B (mm)	C (mm)	D (mm)
SVH-50	452	545	100	113	117
SVH-80	452	805	100	113	377
SVH-100	452	975	100	113	547

Additional equipment

Immersion heaters can be installed in the cylinder:
GRW-1,4kW/230V; GRW-2,0kW/230V; GRW-3,0kW/230V; GRW-4,5kW/400V

Technical data

Product code	Storage capacity (l)	Rated pressure (MPa)	Thickness / material / type of insulation ** (mm)	Stand-by-losses *** (W)
SVH-50	50	0,3 MPa	30/PUR/NR	30
SVH-80	81	0,3 MPa	30/PUR/NR	42
SVH-100	100	0,3 MPa	30/PUR/NR	46

* Detailed warranty conditions are described in the warranty card
** Insulation: R- removable, NR- not removable.
*** In line with EU Commission resolution no. 812/2013, 814/2013.

SV / SVW 200-500 l



B

8 year * warranty

Ideal to store domestic hot water from different sources of heat eg. 2 central heating boilers and solar collectors

Dimensions

model SV

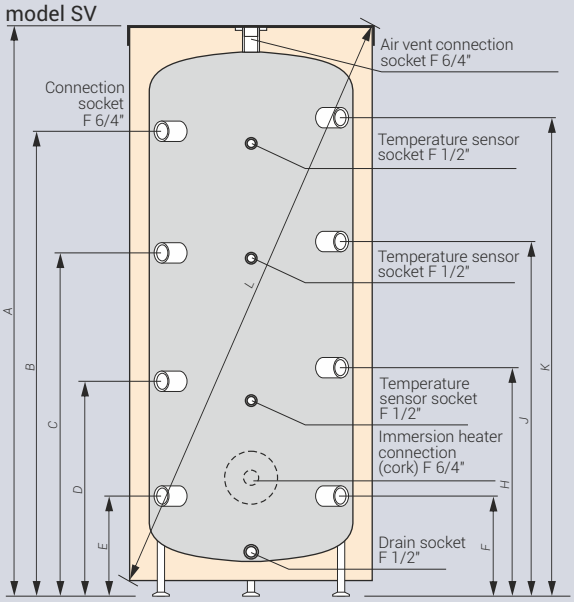

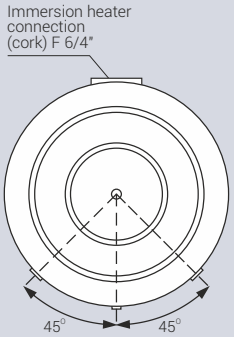

Connection layout at a 45° angle

model SVW with coil

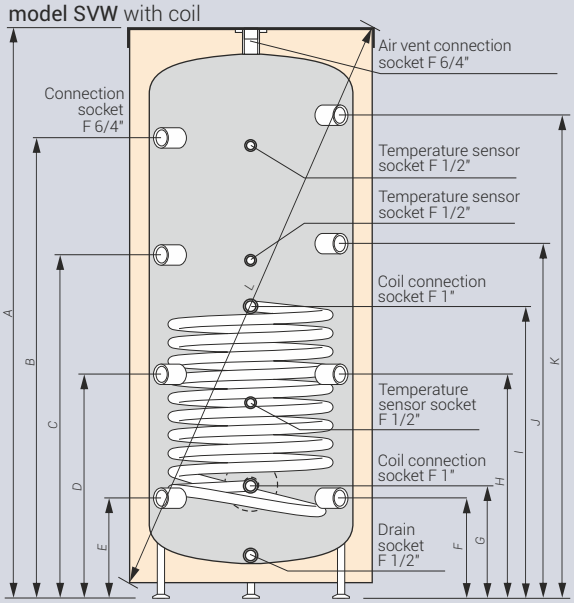

Additional equipment **

Immersion heaters can be installed in the cylinder: GRW-1,4kW/230V; GRW-2,0kW/230V; GRW-3,0kW/230V; GRW-4,5kW/400V or GRW-6,0kW/400V.

	Diameter (mm)	A (mm)	B (mm)	C (mm)	D (mm)	E (mm)	F (mm)	G (mm)	H (mm)	I (mm)	J (mm)	K (mm)	L (mm)
SV-200.2	590	1475	1173	971	619	267	267	-	673	-	1025	1227	1570
SV-300.3	683	1523	1218	974	612	250	250	-	666	-	1028	1272	1650
SV-400.2	784	1458	1137	845	557	268	268	-	611	-	899	1191	1635
SV-500.2	784	1758	1437	1057	662	268	268	-	716	-	1111	1491	1905
SVW-200.2	590	1475	1173	971	619	267	267	257	619	812	1025	1227	1570
SVW-300.3	683	1523	1218	974	612	250	250	239	612	850	1028	1272	1650
SVW-400.2	784	1458	1137	845	557	268	268	256	557	813	899	1191	1635
SVW-500.2	784	1758	1437	1057	662	268	268	256	662	980	1111	1491	1905

Technical data

Product code	Storage capacity (l)	Surface area of coil (m^2)	Rated pressure (cylinder/coil) (MPa)	Thickness/insulation material *** (mm)	Stand- by losses **** (W)
SV-200.2	202	-	0,3 / -	67 / PUR / NR	59
SV-300.3	304	-	0,3 / -	67 / PUR / NR	67
SV-400.2	400	-	0,3 / -	67 / PUR / NR	74
SV-500.2	500	-	0,3 / -	67 / PUR / NR	79
SVW-200.2	200	0,75	0,3 / 1,0	67 / PUR / NR	59
SVW-300.3	302	1,5	0,3 / 1,0	67 / PUR / NR	67
SVW-400.2	397	1,7	0,3 / 1,0	67 / PUR / NR	74
SVW-500.2	496	2,25	0,3 / 1,0	67 / PUR / NR	79

* Detailed warranty conditions are described in the warranty card
** Concerns buffers with a capacity of 800 and 1000 liters
*** Insulation: R- removable, NR- not removable.
**** In line with EU Commission resolution no. 812/2013, 814/2013.

SV / SVW 800-1000 l



C

8 year warranty *

Dimensions

SV model

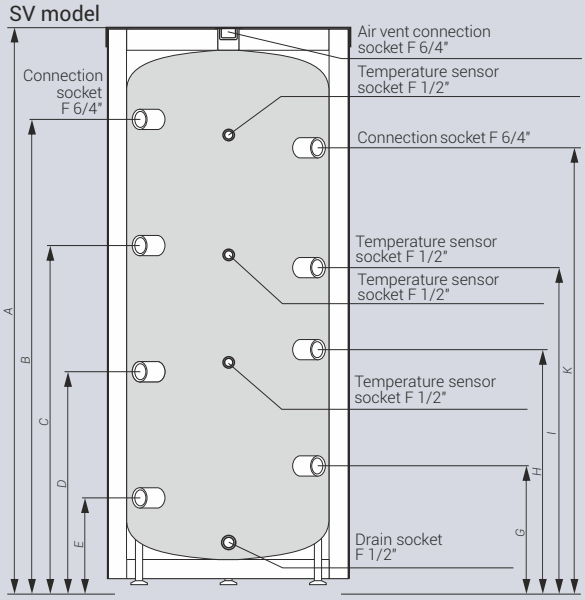

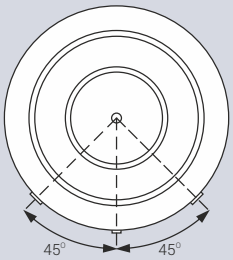

Connection layout at a 45° angle

SVW model

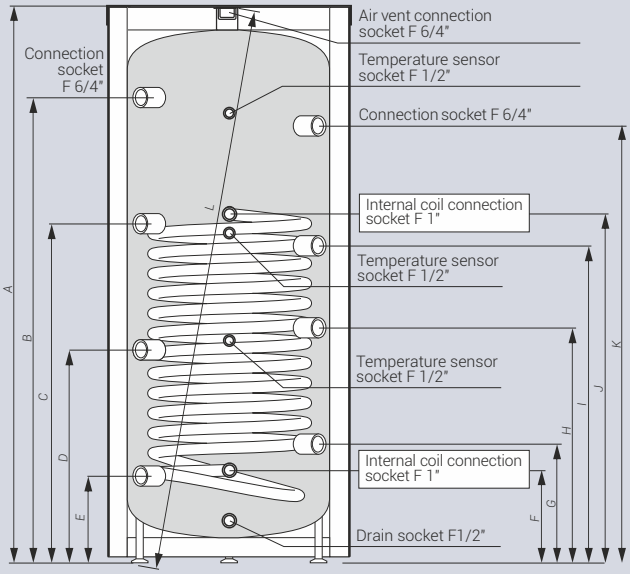

Perfectly suited for storing heat from several sources, e.g., from 2 boilers and a solar thermal system.

Removable **Neodul®** insulation made of EPS with graphite particles and polyester fleece.



Optional Accessories **

Electric immersion heater: GRW-1,4kW/230V; GRW-2,0kW/230V; GRW-3,0kW/230V; GRW-4,5kW/400V lub GRW-6,0kW/400V.

	Diameter (mm)	A (mm)	B (mm)	C (mm)	D (mm)	E (mm)	F (mm)	G (mm)	H (mm)	I (mm)	J (mm)	K (mm)	L (mm)
SV-800.2	948	1907	1566	1143	731	294	-	348	785	1089	-	1512	1915
SV-1000.2	948	2037	1696	1231	731	294	-	348	785	1177	-	1642	2050
SVW-800.2	948	1907	1566	1143	731	294	304	348	785	1089	1194	1512	1915
SVW-1000.2	948	2037	1696	1231	731	294	304	348	785	1177	1306	1642	2050

Technical data

Product code	Storage capacity (l)	Internal coil surface area (m^2)	Rated pressure (tank / internal coil) (MPa)	Insulation thickness / material (mm)***	Standing heat loss (W)****
SV-800.2.PL_Buffer tank	800	-	0,3 / -	80 / NEODUL / R	125
SV-1000.2.PL_Buffer tank	870	-	0,3 / -	80 / NEODUL / R	127
SVW-800.2.PL_Buffer tank with internal coil	795	2,26	0,3 / 1,0	80 / NEODUL / R	125
SVW-1000.2.PL_Buffer tank with internal coil	864	3,67	0,3 / 1,0	80 / NEODUL / R	127

* Detailed warranty conditions are described in the warranty card.
** Details regarding the selection of electric heaters are described in the user manual.
*** Insulation: R - removable, NR - non-removable.
**** According to Commission Regulation (EU) 812/2013, 814/2013.

SVS / SVWS 500 l



B

8 year warranty *

Buffer tanks are ideal for accumulating and storing heat from several sources, as well as heating domestic hot water thanks to a stainless steel coil with a very large heat exchange surface area.

Dimensions

SVS model

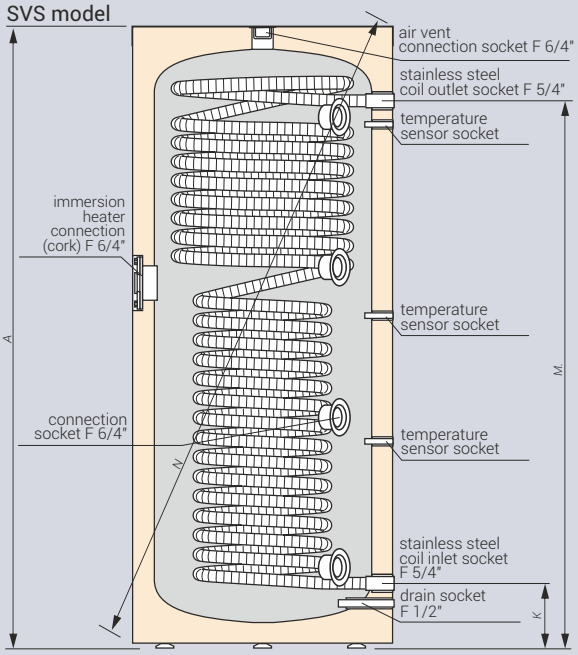

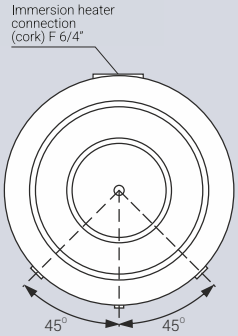

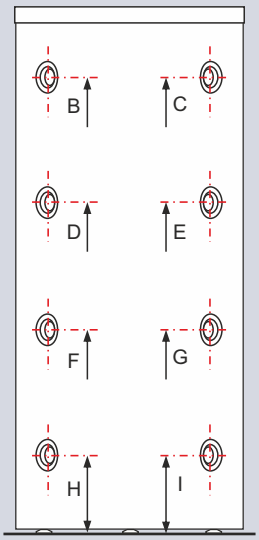

Heights of connection sockets from the floor

SVWS model

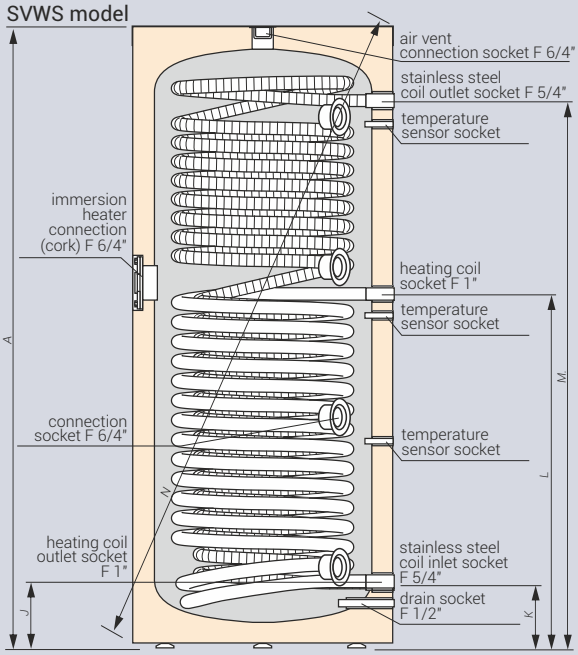

	Diameter (mm)	A (mm)	B (mm)	C (mm)	D (mm)	E (mm)	F (mm)	G (mm)	H (mm)	I (mm)	J (mm)	K (mm)	L (mm)	M (mm)	N (mm)
SVS-500.1	781	1758	1494	1494	1082	1082	671	671	260	260	-	255	-	1500	1905
SVWS-500.1	781	1758	1494	1494	1082	1082	671	671	260	260	250	255	974	1500	1905

Technical data

Product code	Storage capacity (l)	DHW coil surface area (m^2)	Steel coil surface area (m^2)	Rated pressure (cylinder / DHW coil / CH coil) (MPa)	Thickness / insulation material (mm)**	Standby losses (W)***
SVS-500.1_CH buffer tank with stainless steel coil	493	5,6	-	0,3 / 0,6 / -	67/ PUR / NR	79
SVWS-500.1_CH buffer tank with stainless steel coil	490	5,6	2,25	0,3 / 0,6 / 1,0	67/ PUR / NR	79

* Detailed warranty conditions are described in the warranty card.
** Insulation: R - removable, NR - non-removable.
*** In line with EU Commission resolution no. 812/2013, 814/2013.

SVS / SVWS 800-1000 l



C

8 year warranty *

Buffer tanks are perfectly suited for accumulating and storing heat from several sources, as well as heating domestic water thanks to a stainless steel coil with a very large heat exchange surface area.

Removable **Neodul®** insulation made of EPS with graphite particles and polyester fleece.



Dimensions

SVS model

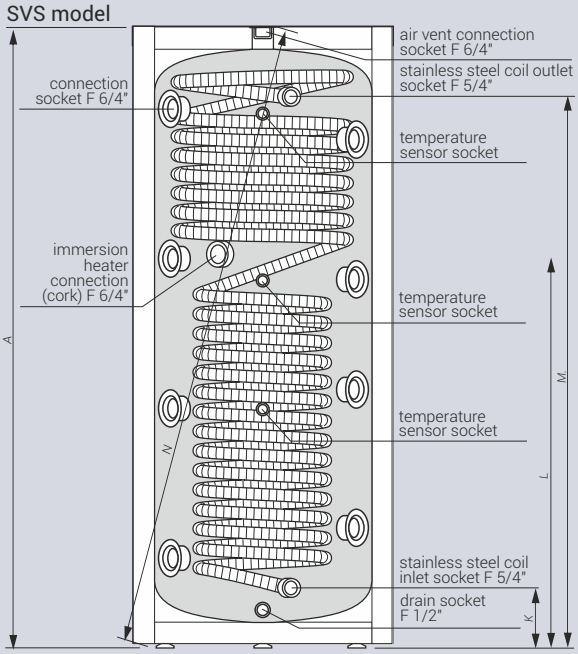

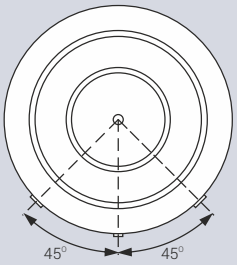

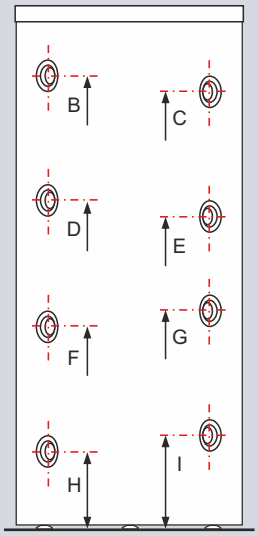

Heights of connection sockets from the floor

model SVWS

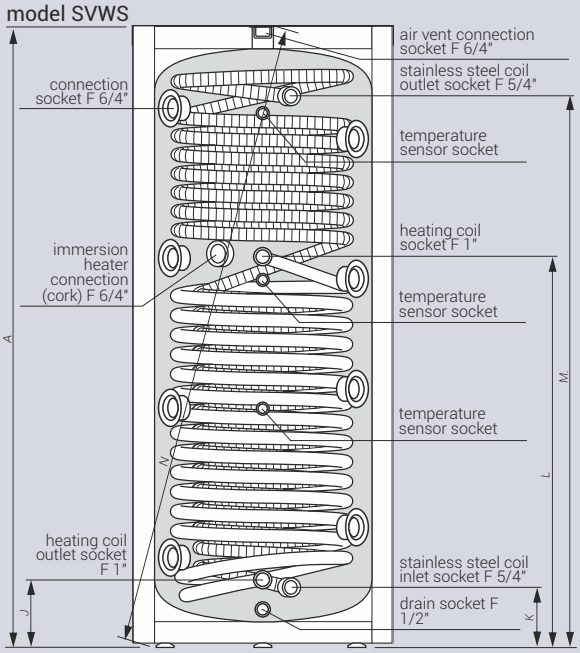

	Średnica (mm)	A (mm)	B (mm)	C (mm)	D (mm)	E (mm)	F (mm)	G (mm)	H (mm)	I (mm)	J (mm)	K (mm)	L (mm)	M (mm)	N (mm)
SVS-800.1	948	1907	1566	1512	1143	1089	731	785	294	348	-	289	-	1571	1915
SVS-1000.1	948	2037	1696	1642	1231	1177	731	785	294	348	-	289	-	1701	2050
SVWS-800.1	948	1907	1566	1512	1143	1089	731	785	294	348	304	289	1194	1571	1915
SVWS-1000.1	948	2037	1696	1642	1231	1177	731	785	294	348	304	289	1306	1701	2050

Technical data

Product code	Storage capacity (l)	DHW coil surface area (m^2)	Steel coil surface area (m^2)	Rated pressure (cylinder / DHW coil / CH coil) (MPa)	Thickness / insulation material (mm)**	Standby losses (W)***
SVS-800.1_CH buffer tank with stainless steel coil	790	7,0	-	0,3 / 0,6 / -	80 / NEODUL / R	125
SVS-1000.1_CH buffer tank with stainless steel coil	850	7,0	-	0,3 / 0,6 / -	80 / NEODUL / R	127
SVWS-800.1_CH buffer tank with stainless steel coil	785	7,0	3,26	0,3 / 0,6 / 1,0	80 / NEODUL / R	125
SVWS-1000.1_CH buffer tank with stainless steel coil	844	7,0	3,67	0,3 / 0,6 / 1,0	80 / NEODUL / R	127

* Detailed warranty conditions are described in the warranty card.
** Insulation: R - removable, NR - non-removable.
*** In line with EU Commission resolution no. 812/2013, 814/2013.

Cylinder accessories

Photo	Product code	Description
	ANODA.AMW.400	Magnesium anode AMW 22x420 with cork 3/4"
	ANODA.AMW.570	Magnesium anode AMW 31x570 with cork 5/4"
	ANODA.AMW.660	Magnesium anode 21x660 with cork 3/4""
	ANODA.AMW.760	Magnesium anode AMW 31x760 with cork 5/4"
	ANODA.AMW.800	Magnesium anode AMW 21x840 with cork 3/4"
	ANODA.AMW.M8.400	Magnesium anode AMW 40x400 M8
	ANODA.AMW.M8.450	Magnesium anode AMW 33x450 M8
	ANODA.AMW.M8.500	Magnesium anode AMW 40x500 M8
	ANODA.AMW.M8.590	Magnesium anode AMW 40x590 M8
	ANODA.ELEKTRONICZNA.L380.PL	Electronic anode (titanium) L380, with cork 6/4" for cylinders up to 500 liters
	FLANSZA.GRW	Flange plug of vertical standing cylinders from 250l to 500l with the connection for immersion heater Gw 6/4"
	FLANSZA.GRW2	Flange plug with a stub for a 6/4" heater for enameled vertical DHW cylinders SW-251, 301, 401, 501 and SB-251, 301, 401, 501
	GRZAŁKA.GRW-1.4	Immersion heater with a thermostat GRW-1,4kW/230V, 6/4"
	GRZAŁKA.GRW-2.0	Immersion heater with a thermostat GRW-2,0kW/230V, 6/4"
	GRZAŁKA.GRW-3.0/230V	Immersion heater with a thermostat GRW-3,0kW/230V, 6/4"
	GRZAŁKA.GRW-4,5/400V	Immersion heater with a thermostat GRW-4,5kW/400V, 6/4"
	GRZAŁKA.GRW-6,0/400V	Immersion heater with a thermostat GRW-6,0kW/400V, 6/4"
	KLUCZ.SWK	Cork spanner 6/4" or to immersion heater (for cylinders in class A) - WMD-216
	KLUCZ.KORKA	Cork spanner 6/4" - WMD-145
	WIESZAK.WMD-019	Hanger for horizontal exchangers

Electric instantaneous water heaters

KOSPEL water heaters are the ideal solution for homes and offices.
Our products are distinguished by their high A-class energy efficiency.
The small size of the heaters allows installation close to the consumption points which ensures maximum use of energy without transmission losses.

Save energy and money with KOSPEL water heaters.


KOSPEL
45

Electric instantaneous water heaters - worth to know

Energy consumption only at the time of use



The highest energy class!

A

Do not lose heat in the tank!

The average commercially available storage heater capacity heater (80l) generates an energy loss of approximately 1.5kWh/24h.

By replacing it with an instantaneous water heater you can save up to 550 kWh a year!

Power selection of electric instantaneous water heaters

from 3,5kW | from 5,5kW | from 12kW | from 18kW

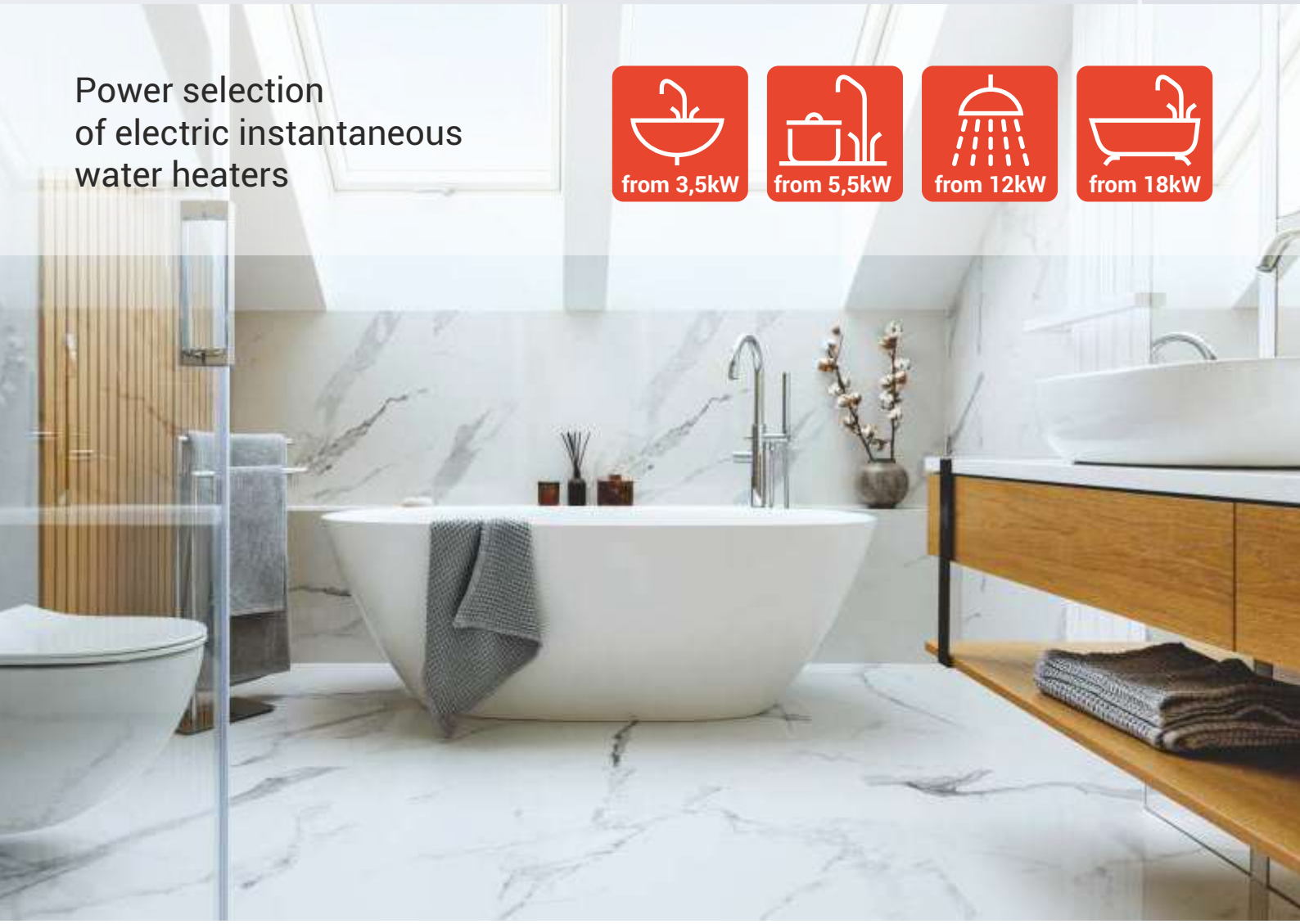

Hot water immediately and with no limits

Electric instantaneous water heaters ensure hot water immediately and users are not limited to the hot water stored in the tank.

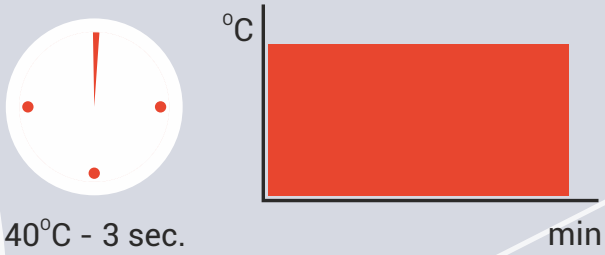

In storage water heaters, hot water is limited, after the use of water, it's necessary to wait for another fill..

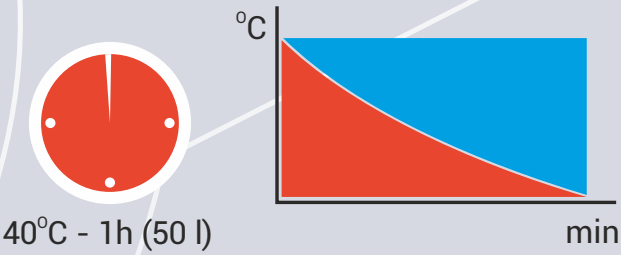

Precise electronic control

Electric instantaneous water heaters offer an energy efficient way to heat water. They ensure low heat losses and low electricity consumption..

Safety

Electric instantaneous water heaters are clean and they are safe in operation.

Low installation cost

Electric instantaneous water heaters are easy to install, they do not require an additional gas connection or chimney.

Fine-stream spray head

Guarantees comfortable use and savings up to 50%.



EPS2 / EPS2.P



IP25

A

2 year* warranty

Most important advantages

EPS2

Mixer tap included in the set
- nonpressure appliance
- three-way tap included in the set

Fine-stream spray head
- comfortable use
- savings on water and energy up to 50%

Power switch
- the power switch in 5,5kW / 4,4kW

Supply cord
- connecting cord 1,2 m
- connection to the electrical terminal block

EPS2.P

Fine-stream spray head
- comfortable use
- savings on water and energy up to 50%

Mixer tap included in the set
- nonpressure appliance
- three-way tap included in the set

Small in size, inexpensive to install, ideal for summer houses, offices or bars.

Application

EPS2 from 3,5kW

EPS2 from 5,5kW

EPS2P

Dimensions

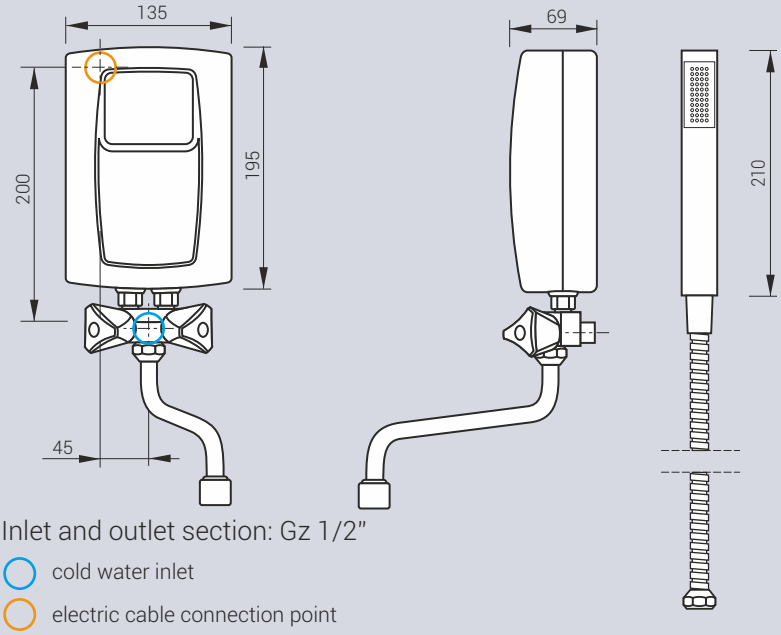

Inlet and outlet section: Gz 1/2"

- cold water inlet
- electric cable connection point

Technical data

Product code	Rated power / Rated voltage	Supply water pressure (MPa)	Rated current (A)	Min. connecting wires section (mm^2)	Efficiency ($\Delta t=30^{\circ}$) (l/min.)
EPS2-3,5	3,5 kW / 230V~	0,12 - 0,6	15,2	3 x 1,5	1,7
EPS2-4,4	4,4 kW / 230V~	0,12 - 0,6	19,1	3 x 2,5	2,1
EPS2-5,5	5,5 kW / 230V~	0,12 - 0,6	23,9	3 x 2,5	2,6
EPS2.P-4,4	4,4 kW / 230V~	0,12 - 0,6	19,1	3 x 2,5	2,1
EPS2.P-5,5	5,5 kW / 230V~	0,12 - 0,6	23,9	3 x 2,5	2,6

* Detailed warranty conditions are described in the warranty card

EPO2



IP25

A

2 year* warranty

Most important advantages

Universal mounting
- can be installed in any position, above or below the sink

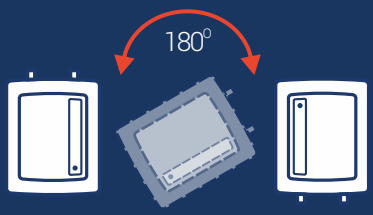

Fine-stream spray head
- comfortable use
- savings on water and energy up to 50%

Application



from 3,5kW | from5,5kW | from 4,4kW **

The heater is perfect for the washbasin or kitchen sink

EPO2-6.2 - possibility to connect to:
- **1 phase 230~ installation**
- **2-phase 3-phase 400V 2N~ installation**

Dimensions

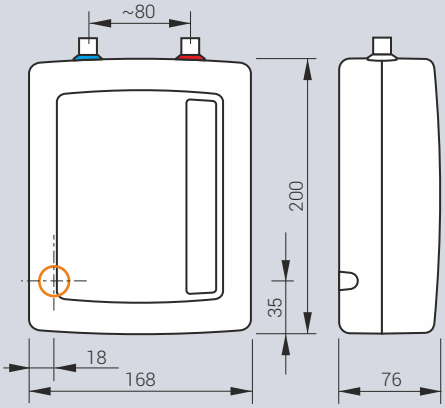

Inlet and outlet section:
EPO2 Gz 3/8"

- cold water inlet
- hot water inlet
- electric cable connection point

Technical data

Product code	Rated power / Rated voltage	Supply water pressure (MPa)	Rated current (A)	Min. connecting wires section (mm²)	Efficiency (Δt=30°) (l/min.)
EPO2-3	3,5 kW / 230V~	0,12 - 0,6	15,2	3 x 1,5	1,7
EPO2-4	4,4 kW / 230V~	0,12 - 0,6	19,1	3 x 2,5	2,1
EPO2-5	5,5 kW / 230V~	0,12 - 0,6	23,9	3 x 2,5	2,7
EPO2-6.2	6,0 kW / 230V~ or 400V 2N~	0,12 - 0,6	26,1 / ***13	3 x 4 / ***4 x 2,5	2,9

* Detailed warranty conditions are described in the warranty card
** It is possible to use 1 shot at the same time
*** Values for 400V 2N~ connection

PPE4.M Medium
electronic LCD



4 in 1 10/11/12/15 17/18/21/24 kW

27 kW

IP25

A

2 year* warranty

30-60°C

+/-1°C

LCD

Water heaters with electronic control, LCD display, and remote control application.



Android
iOS

Most important advantages

Electronic control
- precise and comfortable temperature regulation of water in the range of 30-60°C with a precision of 1°C

4 power levels in one water heater
- option to select maximum power (except for 27 kW model)

Remote access application
- control and monitoring of the water heater's operating parameters

Possibility of reheating preheated water
- water temperature up to 60°C on the supply
- energy and water consumption statistics."
- memory and quick switching of most frequently used temperatures

LCD display
- energy and water consumption statistics,
- display of inlet and outlet water temperature,
- display of flow rate,
- display of currently selected device power,
- maximum temperature limit setting for burn protection,
- memory for 3 most frequently used temperatures.

Easy replacement of the old heater with a new one
- specially designed PPE4 housing equipped with a unique hanger allows for easy installation of the heater in the place of the old one.

Applications

from 10kW | from 12kW | from 18kW

Dimensions

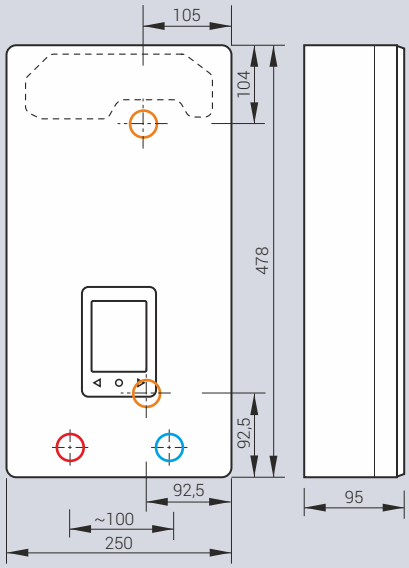

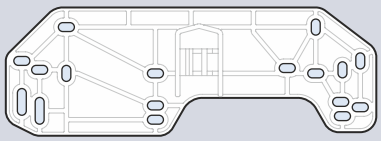

The special hanger facilitates the installation of PPE4 in the place of the old heater of any brand.

inlet and outlet section G 1/2"

- cold water inlet
- hot water inlet
- electric cable connection point

Additional equipment

Product code	Description
PPE4.UC	PPE.4 bottom connection

Technical data

Product code	Rated power / Rated voltage	Supply water pressure (MPa)	Rated current (A)	Min. connecting wires section mm^2)	Efficiency (Δt=30°) (l/min.)
PPE4.M-10/11/12/15	10/11/12/15 kW / 400V 3~	0,1 - 1,0	3x14,5/15,9/17,3/21,7	4 x 2,5	4,3/5,2/5,8/7,2
PPE4.M-17/18/21/24	17/18/21/24 kW / 400V 3~	0,1 - 1,0	3x24,7/26,0/30,3/34,6	4 x 6	8,1/8,7/10,1/11,6
PPE4.M-27	27 kW / 400V 3~	0,1 - 1,0	3x39	4 x 6	13,0

* Detailed warranty conditions are described in the warranty card

PPE4.B Basic
electronic



4 in 1 10/11/12/15 17/18/21/24 kW

27 kW

IP25

A

2 year* warranty

30-60°C

Water heaters with electronic control and a knob for adjusting the water temperature.

Most important advantages

Electronic control
- energy and water savings through smooth power modulation
- precise and comfortable temperature regulation in the range of 30-60°C

4 power levels in one water heater
- option to select maximum power (except for 27 kW model)

Possibility of reheating preheated water
- water temperature up to 60°C on the supply

Easy replacement of the old heater with a new one
- specially designed PPE4 housing equipped with a unique hanger allows for easy installation of the heater in the place of the old one.

Applications

from 10kW | from 12kW | from 18kW

Dimensions

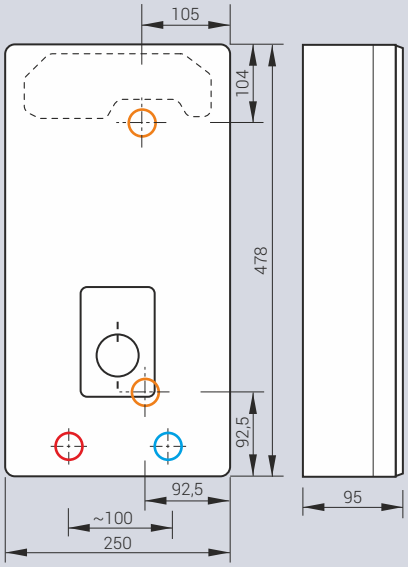

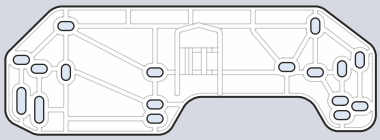

The special hanger facilitates the installation of PPE4 in the place of the old heater of any brand.

inlet and outlet section G 1/2"

- cold water inlet
- hot water inlet
- electric cable connection point

Additional equipment

Product code	Description
PPE4.UC	PPE.4 bottom connection

Technical data

Product code	Rated power / Rated voltage	Supply water pressure (MPa)	Rated current (A)	Min. connecting wires section mm^2)	Efficiency (Δt=30°) (l/min.)
PPE4.B-10/11/12/15	10/11/12/15 kW / 400V 3~	0,1 - 1,0	3x14,5/15,9/17,3/21,7	4 x 2,5	4,3/5,2/5,8/7,2
PPE4.B-17/18/21/24	17/18/21/24 kW / 400V 3~	0,1 - 1,0	3x24,7/26,0/30,3/34,6	4 x 6	8,1/8,7/10,1/11,6
PPE4.B-27	27 kW / 400V 3~	0,1 - 1,0	3x39	4 x 6	13,0

* Detailed warranty conditions are described in the warranty card

PPE4.L Lite
electronic



4 in 1 10/11/12/15 17/18/21/24 kW

27 kW

IP25

A

2 year* warranty

52°C

Water heaters with electronic control.

Most important advantages

Electronic control
- energy and water savings through smooth power modulation
- maintaining a constant water temperature of 52°C
- water temperature regulation directly in the faucet by mixing in cold water.

4 power levels in one water heater
- option to select maximum power (except for 27 kW model)

Possibility of reheating preheated water
- water temperature up to 60°C on the supply

Easy replacement of the old heater with a new one
- specially designed PPE4 housing equipped with a unique hanger allows for easy installation of the heater in the place of the old one.

Applications

od 10kW | od 12kW | od 18kW

Dimensions

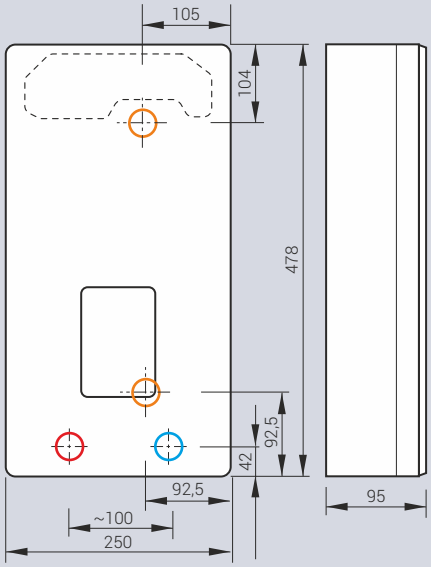

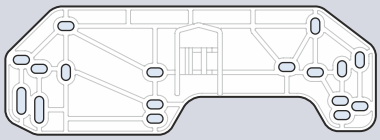

The special hanger facilitates the installation of PPE4 in the place of the old heater of any brand.

inlet and outlet section G 1/2"

- cold water inlet
- hot water inlet
- electric cable connection point

Additional equipment

Product code	Description
PPE4.UC	PPE.4 bottom connection

Technical data

Product code	Rated power / Rated voltage	Supply water pressure (MPa)	Rated current (A)	Min. connecting wires section mm^2)	Efficiency (Δt=30°) (l/min.)
PPE4.L-10/11/12/15	10/11/12/15 kW / 400V 3~	0,1 - 1,0	3x14,5/15,9/17,3/21,7	4 x 2,5	4,3/5,2/5,8/7,2
PPE4.L-17/18/21/24	17/18/21/24 kW / 400V 3~	0,1 - 1,0	3x24,7/26,0/30,3/34,6	4 x 6	8,1/8,7/10,1/11,6
PPE4.L-27	27 kW / 400V 3~	0,1 - 1,0	3x39	4 x 6	13,0

* Detailed warranty conditions are described in the warranty card

POC 5 inox
POC 10 inox



IP24

A

5 years* warranty

Most important advantages

Stainless steel tank
- resistant to corrosion
- no need to change an anode regularly

Efficient immersion heater of 2000W
- 5,5 min for 5l (water heating 10°-40°C)
- 11 min for 10l (water heating 10°-40°C)

Energy efficiency class A
- very low energy losses

Comfortable temperature control
- smooth temperature range from 23-70°C

Water heaters for washbasin with the tank made of stainless steel.

Application

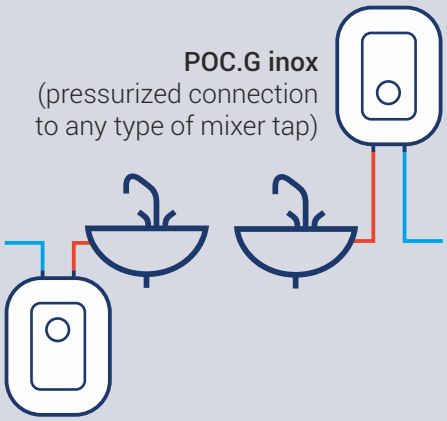

Dimensions

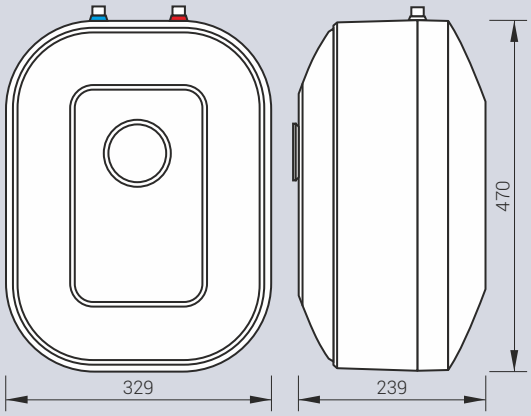

Capacity	A	B	C
POC-5	427	285	163
POC-10	470	329	239

Inlet and outlet section: Gw 1/2"
- cold water inlet
- hot water inlet

Technical data

Product code	Rated power / Rated voltage	Max supply water pressure (MPa)	Capacity (l)	Heating time Δt = 30°C (min.)
POC.D-5	2 kW / 230V	0,6	5	5,5
POC.G-5	2 kW / 230V	0,6	5	5,5
POC.D-5 600W	0,6 kW / 230V	0,6	5	18
POC.D-10	2 kW / 230V	0,6	10	11
POC.G-10	2 kW / 230V	0,6	10	11

* Detailed warranty conditions are described in the warranty card

Storage water heaters accessories

Photo	Product code	Description
	BATERIA.POC.Gb	Chrome mixer tap for POC.Gb

KOSPEL Sp. z o.o.
ul. Olchowa 1, 75-136 Koszalin
tel: +48 94 346 38 08
e-mail: info@kospel.pl
www.kospel.pl